



**TÜRKİYE DÖKÜM  
SANAYİCİLERİ  
DERNEĞİ**  
THE TURKISH FOUNDRY  
ASSOCIATION

# ŞUBAT AYI HAMMADDE FİYATLARI ENDEKSİ

## RAW MATERIALS INDEX – FEBRUARY

06.03.2025



- You Tube** /Turkish Foundry Association  
**Twitter** /Tüdöksad @TurkDokum  
**Facebook** /Tüdöksad - Türkiye Döküm Sanayicileri Derneği  
**Instagram** /tudoksad1976  
**LinkedIn** /Türkiye Döküm Sanayicileri Derneği



akademi.tudoksad.org.tr  
www.dokumhane.net



The World  
Foundry  
Organization



The European  
Foundry Association



Önemli Açıklamalar / Important Information (3-5)

TÜDÖKSAD Hammadde Endeksleri / TÜDÖKSAD Raw Material Indexes (6-11)

CAEF & FEAF Hammadde Endeksleri / International Raw Material Indexes (12-13)

Metals Hub Ferro Alaşım Endeksleri / Metals Hub Ferro Alloy Indexes ÜYE ÖZEL

LMĒ Alüminyum&Nikel Aylık Ortalama / LME Aluminium&Nikel Cash-Settlements (14-15)

EPIAŞ Doğal Gaz Göstergeleri / EPIAŞ Natural Gas References (16)

EPDK Dönemlik & Yıllık Endeksleri / EPDK Periodic Electricity Index and Ratios (17-18)

EPIAŞ PTF & YEKDEM Ortalamaları / EPIAŞ Periodic Weighted Energy Averages (19-24)

TÜİK Yurt İçi Üretici Fiyat Endeksleri / TURKSTAT Domestic Producer Price Indexes (25-30)

TCMB Döviz Kurları / TCMB Exchange Rates (31-33)

# Önemli Açıklamalar

## Important Information

### Hammadde Fiyat Farkı

Dökümhaneler uzun süreli sözleşmeler ile yaptıkları üretimlerde, üretimin en önemli girdisi olan metalik hammaddelerin piyasalarda oluşan fiyat değişimleri karşısında üretimi devam ettirmek amacıyla çözümler üretmektedirler.

Faaliyetin devamı ve müşterilere sevkiyatları aksamaması amacıyla 2003 yılında Avrupa Dökümhaneleri Birliği öncülüğünde İspanya, İtalya ve Almanya ile beraber Tüm Avrupa ülkelerinde ana sanayi ve dökümhaneler arasında Hammadde Fiyat Farkı uygulaması başlatılmıştır.

Avrupalı ana sanayilere çalışan Dökümhaneler de müşterilerinden CAEF'in her ay yayınladığı Avrupa Metalik Malzeme Endeks'ine bağlı olarak Hammadde Fiyat Farkını dönemler halinde hesaplayarak talep etmektedirler.



### Raw Material Extra Charge

Foundries for their longterm sales agreement try to find solutions to hedge against metallic raw materials price changes.

To secure the continuance of production and avoid delays in deliveries, in 2003 The European Foundry Association (CAEF) together with Spain, Italy and Germany, pioneered the implementation of Raw Material Extra Charge between primary industries and foundries within Europe.

Upon the implementation of Raw Material Extra Charge, the foundries supplying European primary industries claim the extra charges from their customers which is calculated on the basis of the CAEF Metallic Material Index published on a monthly basis.

# Önemli Açıklamalar

## Important Information

## Pik, Sfero ve Çelik Döküm Hammaddeleri

Pik, Sfero ve Çelik Döküm Üretiminde:

1000 Ton üretim için 1100 ila 1200 Ton arasında hurda, pik ve alaşım malzemelerinden oluşan temel metalik hammaddeler kullanılmaktadır.

Üretilen malzemenin özelliklerine göre dökümhanelerde piyasadan temin edilen hurda ve pik demirine alaşım malzemeleri katkıları ile istenen metalurjik özellikler elde edilir.



## Grey Cast Iron, Ductile Cast Iron and Steel Castings Raw Materials

In the production of grey cast iron, ductile cast iron and steel castings:

For an output of 1.000 tons of cast material, approximately 1.100 to 1.200 tons of metallic raw materials - scrap, pig and casting alloys are used.

Depending on the characteristics of the output, the foundries formulate the right mixture for the required metallurgical specifications by adding up casting alloys to the scrap and pig iron supplied from the market.

# Önemli Açıklamalar

## Important Information

\*TÜDÖKSAD, metal döküm endüstrisi için hammaddeler (hurda ve pik demir grupları) hakkında aylık referans fiyat bilgisi yayınlamaktadır. Yayımlanan fiyatlar, üye kuruluşlardan toplanan alıŖ ve satıŖ fiyatlarına dayanmaktadır. TÜDÖKSAD fiyatları sadece döküm endüstrisi için ana hammaddelerin iŖlem fiyatındaki piyasa eğilimleri ile ilgili bilgi amaçlı yayımlanmaktadır.

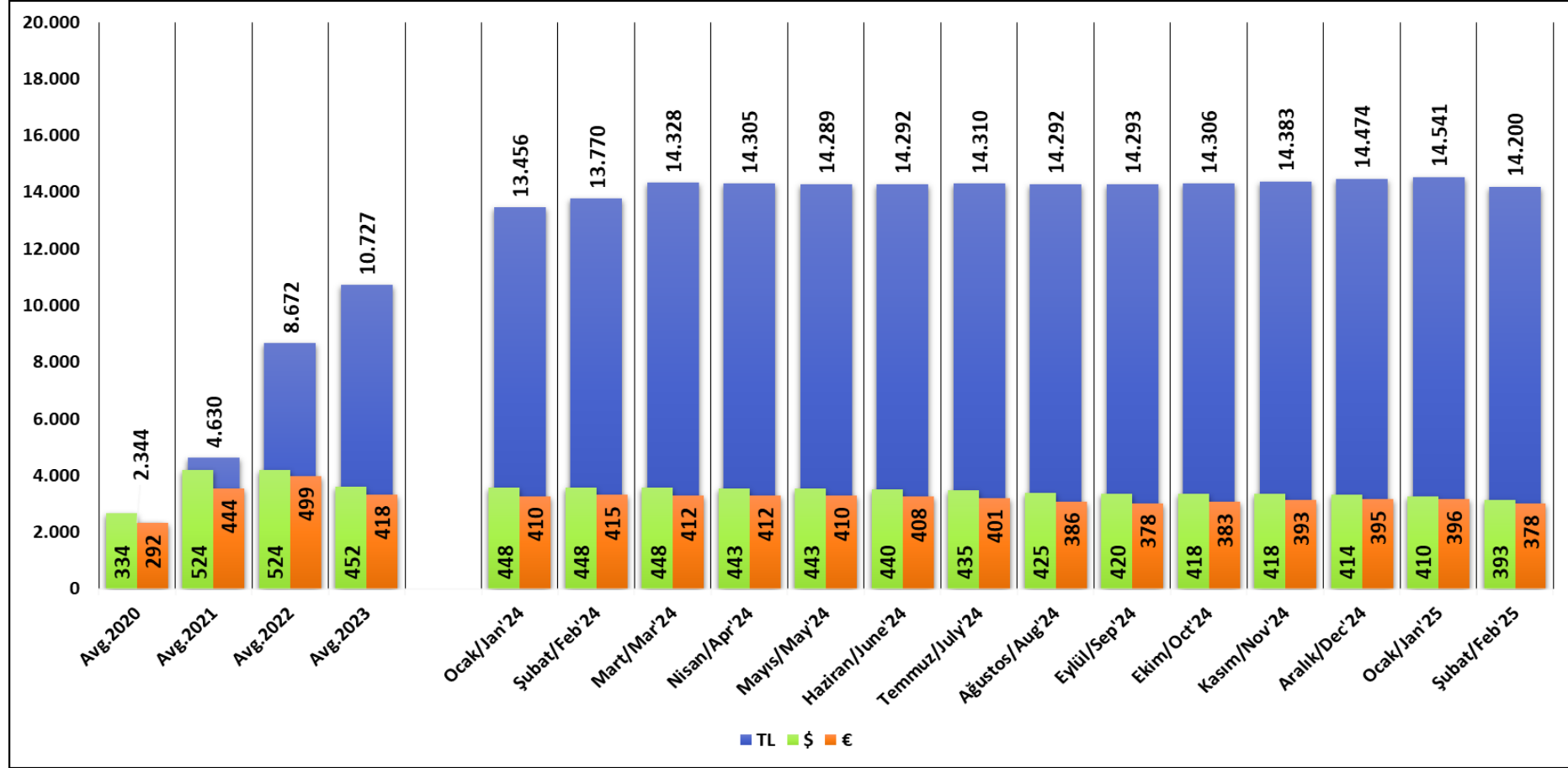
TÜDÖKSAD, fiyat endeksinin kaynağı, hazırlanması ve sergilenmesi konusunda çok dikkatli olmasına rağmen, bilgilerin doğru, eksiksiz veya güncel olduğuna dair açık veya zımni hiçbir sorumluluk kabul etmemektedir. TÜDÖKSAD Fiyat Endeksine eriştiğinizde, yukarıdaki şartları anlamış ve kabul etmiş sayılırsınız.



\*TÜDÖKSAD publishes monthly reference price information on raw materials (scrap and pig iron groups) for the metal casting industry. The published prices are based on bid and ask prices collected from the member organizations. TÜDÖKSAD prices are published only for serving to inform about current market trends in the transaction prices of main raw materials for the foundry industry.

Although TÜDÖKSAD is very careful about the origin, preparation and display of the price index, it does not accept any express or implied responsibility for the accuracy, completeness or up-to-dateness of given information and disclaims any liability. When you access the TÜDÖKSAD Price Index, you are deemed to have understood and accepted the above mentioned terms.

## DKP Hurda Fiyat Endeksi | New Steel Scrap Material Prices Ortalama (TL/Ton) Average

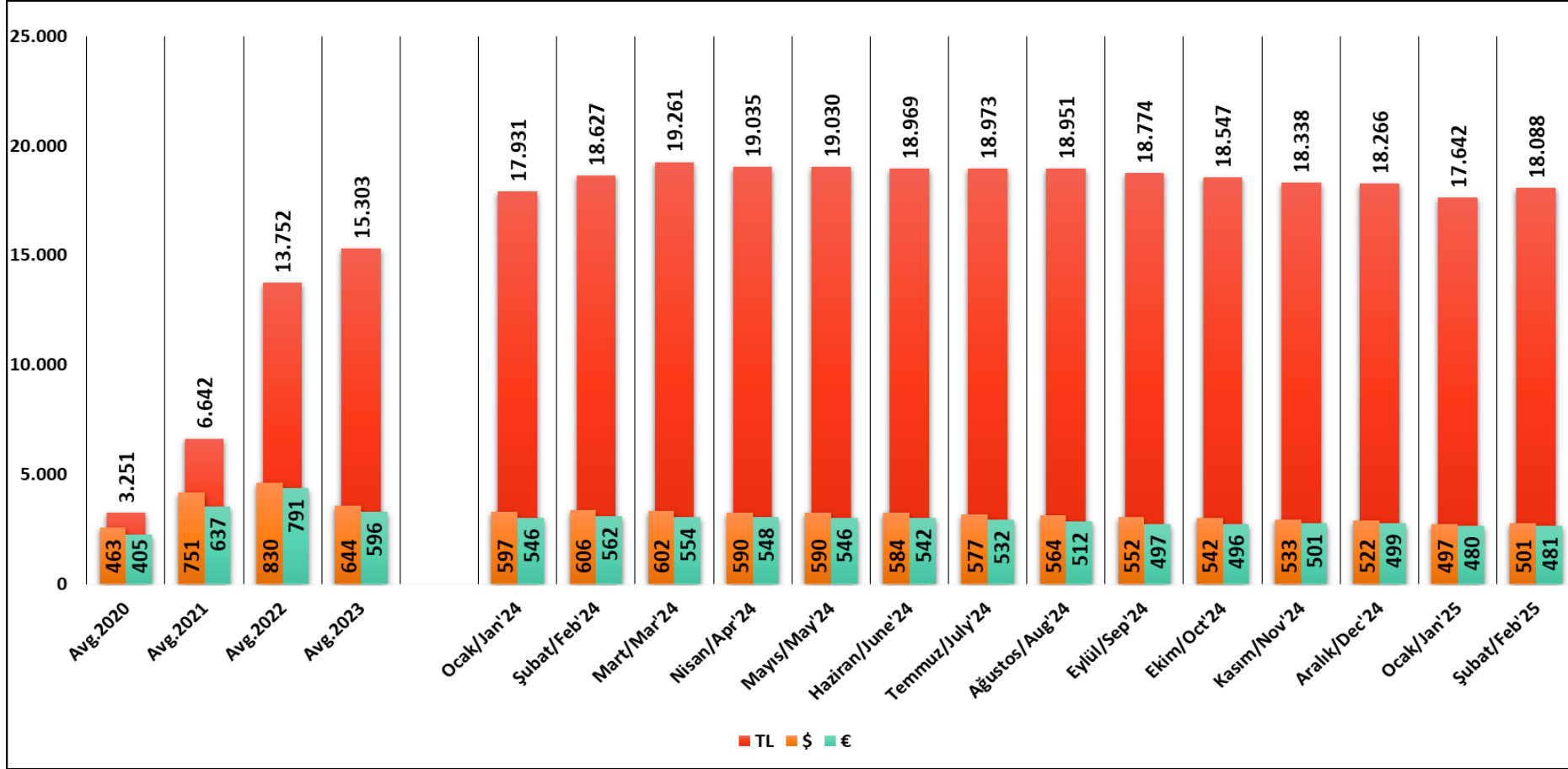


TCMB Avg.	2021	2022	2023	2024	Ocak Jan'25	Şubat Feb'25
TL / \$	8,84	16,56	23,75	32,83	35,49	36,12
TL / €	10,43	17,38	25,69	35,53	36,75	37,61



# TÜDÖKSAD Hammadde Endeksleri | TÜDÖKSAD Raw Material Indexes

## Sfero Piki Fiyat Endeksi | Nodular Pig Iron Material Prices Ortalama (TL/Ton) Average



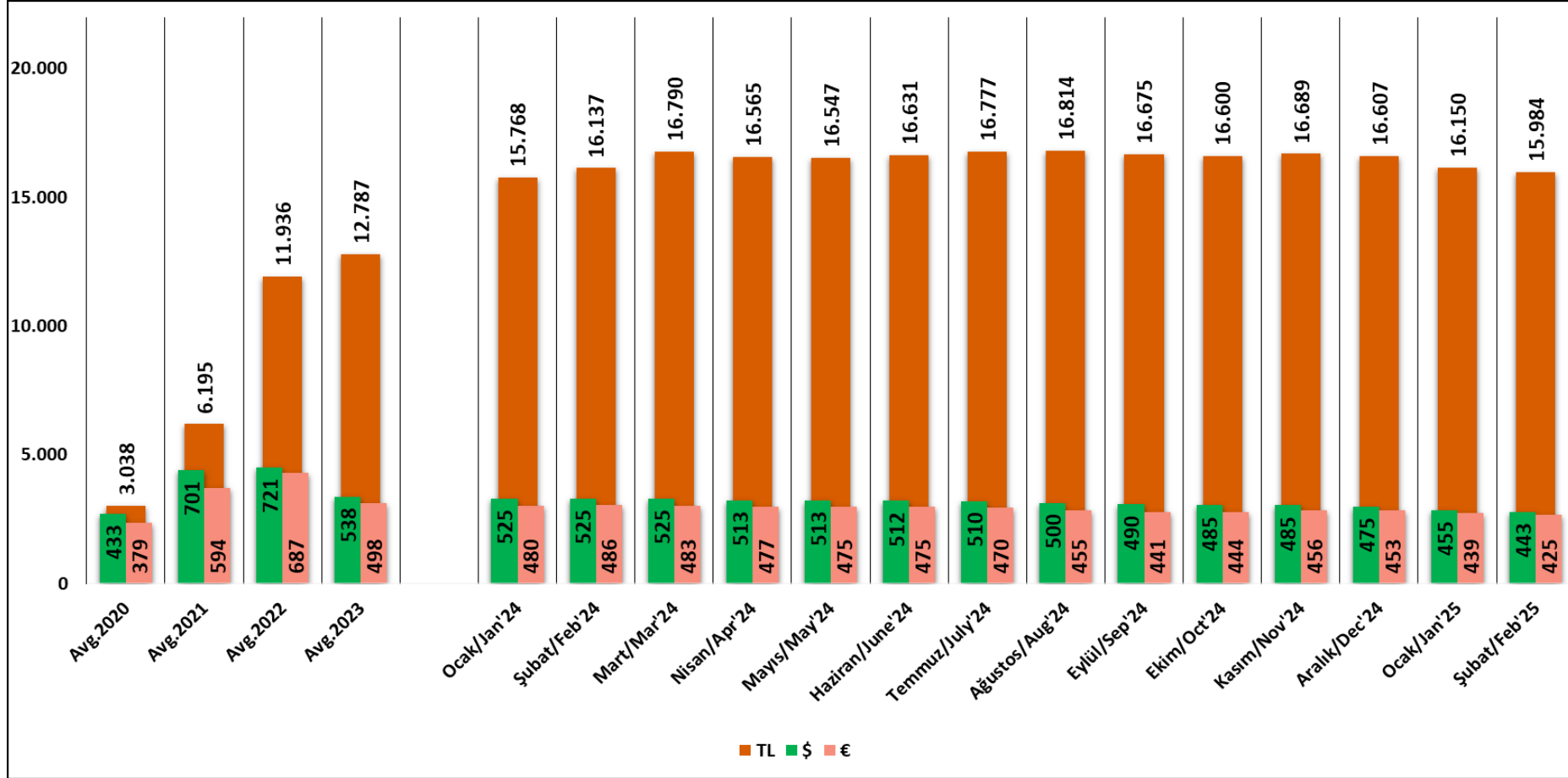
TCMB Avg.	2021	2022	2023	2024	Ocak Jan'25	Şubat Feb'25
TL / \$	8,84	16,56	23,75	32,83	35,49	36,12
TL / €	10,43	17,38	25,69	35,53	36,75	37,61





# TÜDÖKSAD Hammadde Endeksleri | TÜDÖKSAD Raw Material Indexes

## Hematit Piki Fiyat Endeksi | Hematite Pig Iron Material Prices Ortalama (TL/Ton) Average

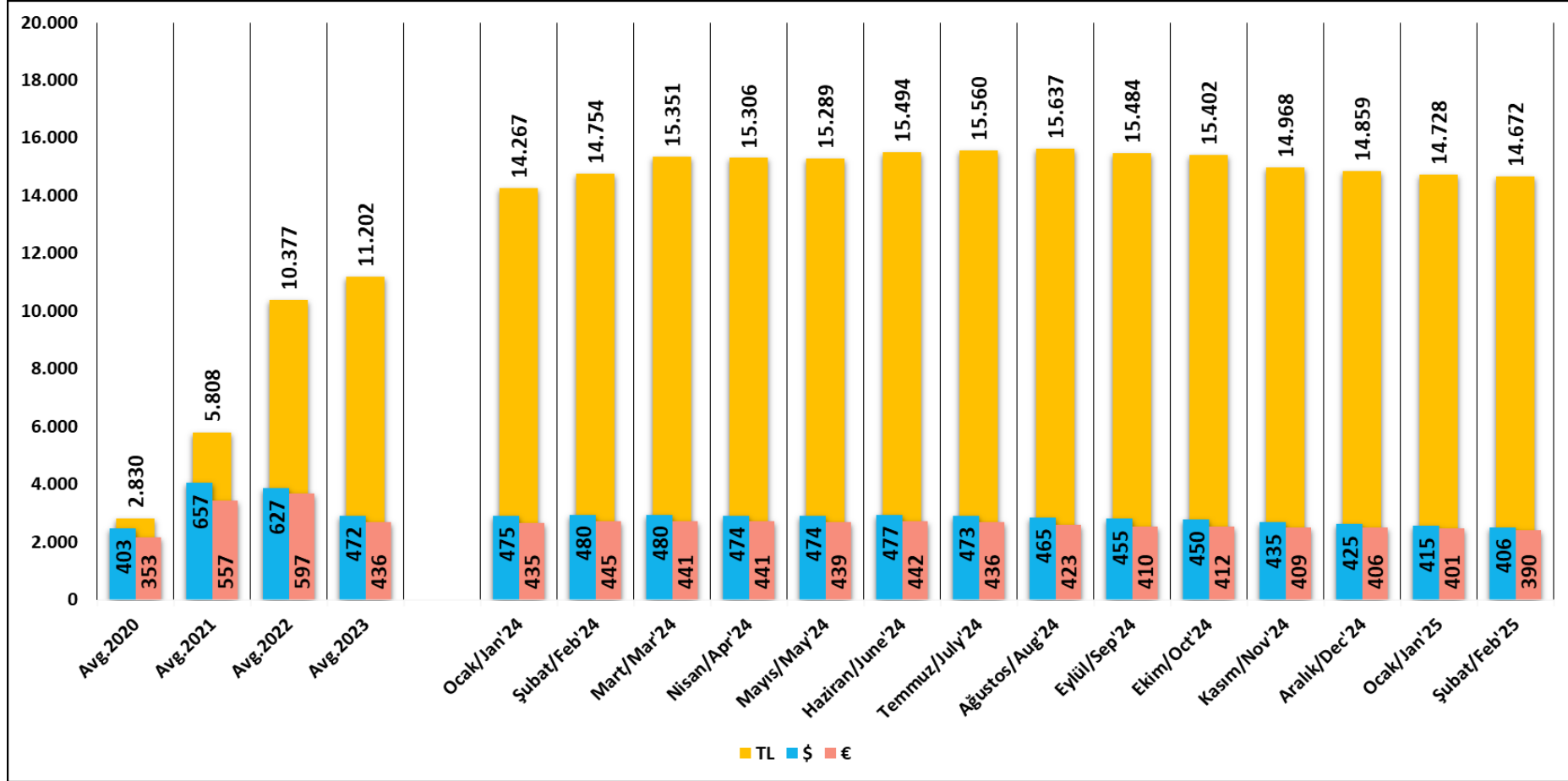


TCMB Avg.	2021	2022	2023	2024	Ocak Jan'25	Şubat Feb'25
TL / \$	8,84	16,56	23,75	32,83	35,49	36,12
TL / €	10,43	17,38	25,69	35,53	36,75	37,61





## Çelik Piki Fiyat Endeksi / Basic Pig Iron Material Prices Ortalama (TL/Ton) Average



TCMB Avg.	2021	2022	2023	2024	Ocak Jan'25	Şubat Feb'25
TL / \$	8,84	16,56	23,75	32,83	35,49	36,12
TL / €	10,43	17,38	25,69	35,53	36,75	37,61



# TÜDÖKSAD Hammadde Endeksleri | TÜDÖKSAD Raw Material Indexes

TCMB Avg. Exchange Rates	TL / \$	TL / €
Avg.2019	5,68	6,36
Avg.2020	7,01	8,03
Avg.2021	8,84	10,43

Hurda/Scrap		
Ortalama / Average		
TL	\$	€
<b>1.699</b>	352	299
<b>1.918</b>	338	302
<b>2.344</b>	334	292
<b>4.630</b>	524	444

Sfero Piki/Nodular Pig Iron		
Ortalama / Average		
TL	\$	€
<b>2.424</b>	502	427
<b>2.836</b>	499	446
<b>3.251</b>	463	405
<b>6.642</b>	751	637

Hematit Piki/Hematite Pig Iron		
Ortalama / Average		
TL	\$	€
<b>2.178</b>	451	383
<b>2.583</b>	455	406
<b>3.038</b>	433	379
<b>6.195</b>	701	594

Çelik Piki/Basic Pig Iron		
Ortalama / Average		
TL	\$	€
<b>1.976</b>	409	348
<b>2.342</b>	412	368
<b>2.830</b>	403	353
<b>5.808</b>	657	557

Ocak/Jan'22	13,52	15,31
Şubat/Feb'22	13,68	15,50
Mart/Mar'22	14,60	16,10
Nisan/Apr'22	14,71	15,98
Mayıs/May'22	15,55	16,42
Haziran/June'22	17,02	18,02
Temmuz/July'22	17,40	17,77
Ağustos/Aug'22	18,03	18,29
Eylül/Sept'22	18,30	18,18
Ekim/Oct'22	18,60	18,28
Kasım/Nov'22	18,63	18,93
Aralık/Dec'22	18,67	19,73

<b>7.367</b>	545	481
<b>8.206</b>	600	529
<b>10.702</b>	733	665
<b>10.853</b>	738	679
<b>9.561</b>	615	582
<b>8.035</b>	472	446
<b>7.850</b>	451	442
<b>8.295</b>	460	453
<b>8.329</b>	455	458
<b>8.275</b>	445	453
<b>8.009</b>	430	423
<b>8.588</b>	460	435

<b>10.846</b>	802	708
<b>12.386</b>	906	799
<b>16.253</b>	1.113	1.010
<b>14.875</b>	1.012	931
<b>14.251</b>	917	868
<b>13.695</b>	805	760
<b>14.073</b>	809	792
<b>13.776</b>	764	753
<b>13.930</b>	761	766
<b>13.823</b>	743	756
<b>13.525</b>	726	714
<b>13.584</b>	728	688

<b>9.435</b>	698	616
<b>11.352</b>	830	732
<b>14.750</b>	1.010	916
<b>13.603</b>	925	851
<b>12.904</b>	830	786
<b>12.086</b>	710	671
<b>11.574</b>	665	651
<b>11.812</b>	655	646
<b>11.624</b>	635	640
<b>11.529</b>	620	631
<b>11.268</b>	605	595
<b>11.295</b>	605	572

<b>8.759</b>	648	572
<b>10.682</b>	781	689
<b>13.357</b>	915	830
<b>12.720</b>	865	796
<b>11.505</b>	740	700
<b>10.384</b>	610	576
<b>9.921</b>	570	558
<b>9.738</b>	540	532
<b>9.610</b>	525	529
<b>9.484</b>	510	519
<b>9.126</b>	490	482
<b>9.242</b>	495	468

# TÜDÖKSAD Hammadde Endeksleri | TÜDÖKSAD Raw Material Indexes

TCMB Avg. Exchange Rates	TL / \$	TL / €
Ocak/Jan'23	18,79	20,23
Şubat/Feb'23	18,86	20,25
Mart/Mar'23	19,00	20,31
Nisan/Apr'23	19,34	21,19
Mayıs/May'23	19,71	21,46
Haziran/June'23	23,32	25,24
Temmuz/July'23	26,45	29,24
Ağustos/Aug'23	27,01	29,48
Eylül/Sep'23	26,98	28,88
Ekim/Oct'23	27,84	29,40
Kasım/Nov'23	28,63	30,88
Aralık/Dec'23	29,08	31,75

Hurda/Scrap		
Ortalama / Average		
TL	\$	€
<b>8.832</b>	470	437
<b>8.957</b>	475	442
<b>9.309</b>	490	458
<b>9.475</b>	490	447
<b>9.400</b>	477	438
<b>10.378</b>	445	411
<b>11.453</b>	433	392
<b>11.882</b>	440	403
<b>11.832</b>	439	410
<b>11.832</b>	425	403
<b>12.396</b>	433	401
<b>12.940</b>	445	408

Sfero Piki/Nodular Pig Iron		
Ortalama / Average		
TL	\$	€
<b>13.704</b>	729	677
<b>13.766</b>	730	680
<b>13.517</b>	712	666
<b>13.643</b>	706	644
<b>13.424</b>	681	626
<b>14.972</b>	642	593
<b>16.545</b>	626	566
<b>16.244</b>	602	551
<b>16.322</b>	605	565
<b>16.499</b>	593	561
<b>17.363</b>	607	562
<b>17.636</b>	607	556

Hematit Piki/Hematite Pig Iron		
Ortalama / Average		
TL	\$	€
<b>11.369</b>	605	562
<b>11.408</b>	605	563
<b>11.399</b>	600	561
<b>11.119</b>	575	525
<b>10.799</b>	548	503
<b>12.407</b>	532	491
<b>13.490</b>	510	461
<b>13.773</b>	510	467
<b>13.759</b>	510	476
<b>14.198</b>	510	483
<b>14.744</b>	515	477
<b>14.975</b>	515	472

Çelik Piki/Basic Pig Iron		
Ortalama / Average		
TL	\$	€
<b>9.490</b>	505	469
<b>9.560</b>	507	472
<b>9.499</b>	500	468
<b>9.340</b>	483	441
<b>9.144</b>	464	426
<b>10.611</b>	455	420
<b>12.167</b>	460	416
<b>12.422</b>	460	421
<b>12.410</b>	460	430
<b>12.806</b>	460	436
<b>13.312</b>	465	431
<b>13.667</b>	470	430

Ocak/Jan'24	30,03	32,82
Şubat/Feb'24	30,74	33,17
Mart/Mar'24	31,98	34,78
Nisan/Apr'24	32,29	34,71
Mayıs/May'24	32,26	34,83
Haziran/June'24	32,48	35,02
Temmuz/July'24	32,90	35,66
Ağustos/Aug'24	33,63	36,99
Eylül/Sep'24	34,03	37,79
Ekim/Oct'24	34,23	37,37
Kasım/Nov'24	34,41	36,63
Aralık/Dec'24	34,96	36,63

<b>13.456</b>	448	410
<b>13.770</b>	448	415
<b>14.328</b>	448	412
<b>14.305</b>	443	412
<b>14.289</b>	443	410
<b>14.292</b>	440	408
<b>14.310</b>	435	401
<b>14.292</b>	425	386
<b>14.293</b>	420	378
<b>14.306</b>	418	383
<b>14.383</b>	418	393
<b>14.474</b>	414	395

<b>17.931</b>	597	546
<b>18.627</b>	606	562
<b>19.261</b>	602	554
<b>19.035</b>	590	548
<b>19.030</b>	590	546
<b>18.969</b>	584	542
<b>18.973</b>	577	532
<b>18.951</b>	564	512
<b>18.774</b>	552	497
<b>18.547</b>	542	496
<b>18.338</b>	533	501
<b>18.266</b>	522	499

<b>15.768</b>	525	480
<b>16.137</b>	525	486
<b>16.790</b>	525	483
<b>16.565</b>	513	477
<b>16.547</b>	513	475
<b>16.631</b>	512	475
<b>16.777</b>	510	470
<b>16.814</b>	500	455
<b>16.675</b>	490	441
<b>16.600</b>	485	444
<b>16.689</b>	485	456
<b>16.607</b>	475	453

<b>14.267</b>	475	435
<b>14.754</b>	480	445
<b>15.351</b>	480	441
<b>15.306</b>	474	441
<b>15.289</b>	474	439
<b>15.494</b>	477	442
<b>15.560</b>	473	436
<b>15.637</b>	465	423
<b>15.484</b>	455	410
<b>15.402</b>	450	412
<b>14.968</b>	435	409
<b>14.859</b>	425	406

Ocak/Jan'25	35,49	36,75
Şubat/Feb'25	36,12	37,61

<b>14.541</b>	410	396
<b>14.200</b>	393	378

<b>17.642</b>	497	480
<b>18.088</b>	501	481

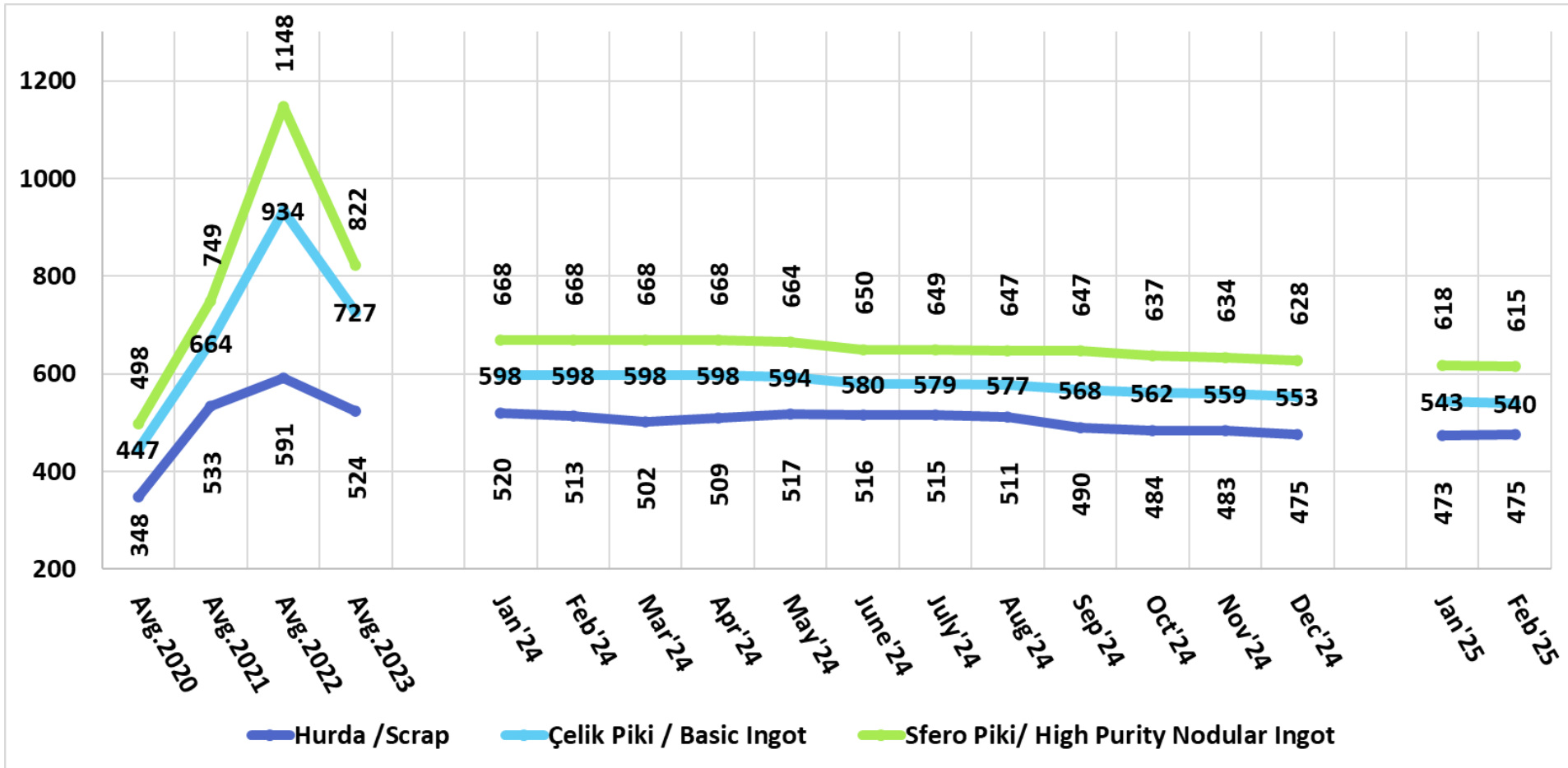
<b>16.150</b>	455	439
<b>15.984</b>	443	425

<b>14.728</b>	415	401
<b>14.672</b>	406	390

# CAEF Hammadde Endeksi | Caef Metallic Material Index (€/Ton)

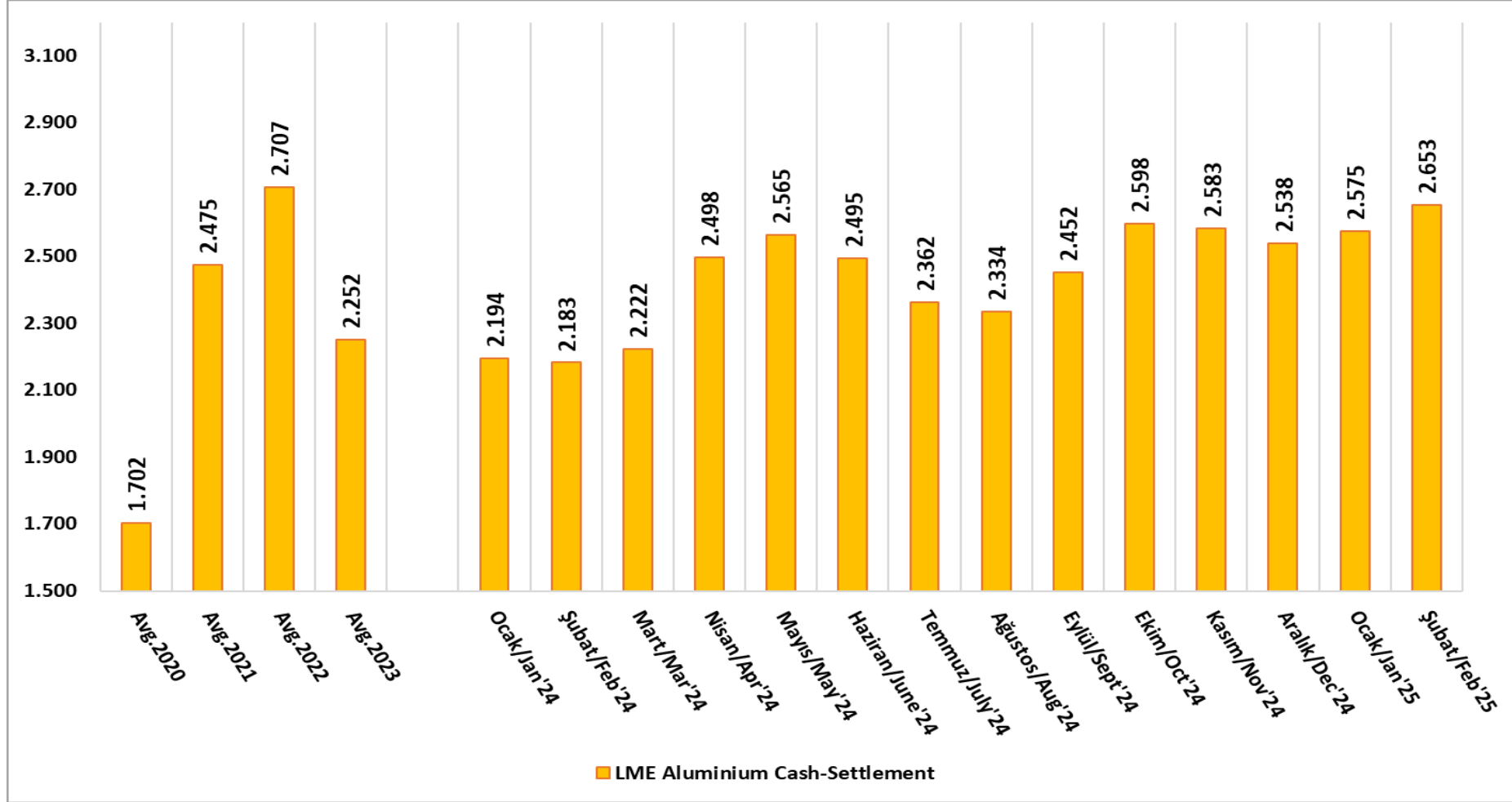


# FEAF Hammadde Fiyatları | FEAF Raw Material Prices (€/Ton)



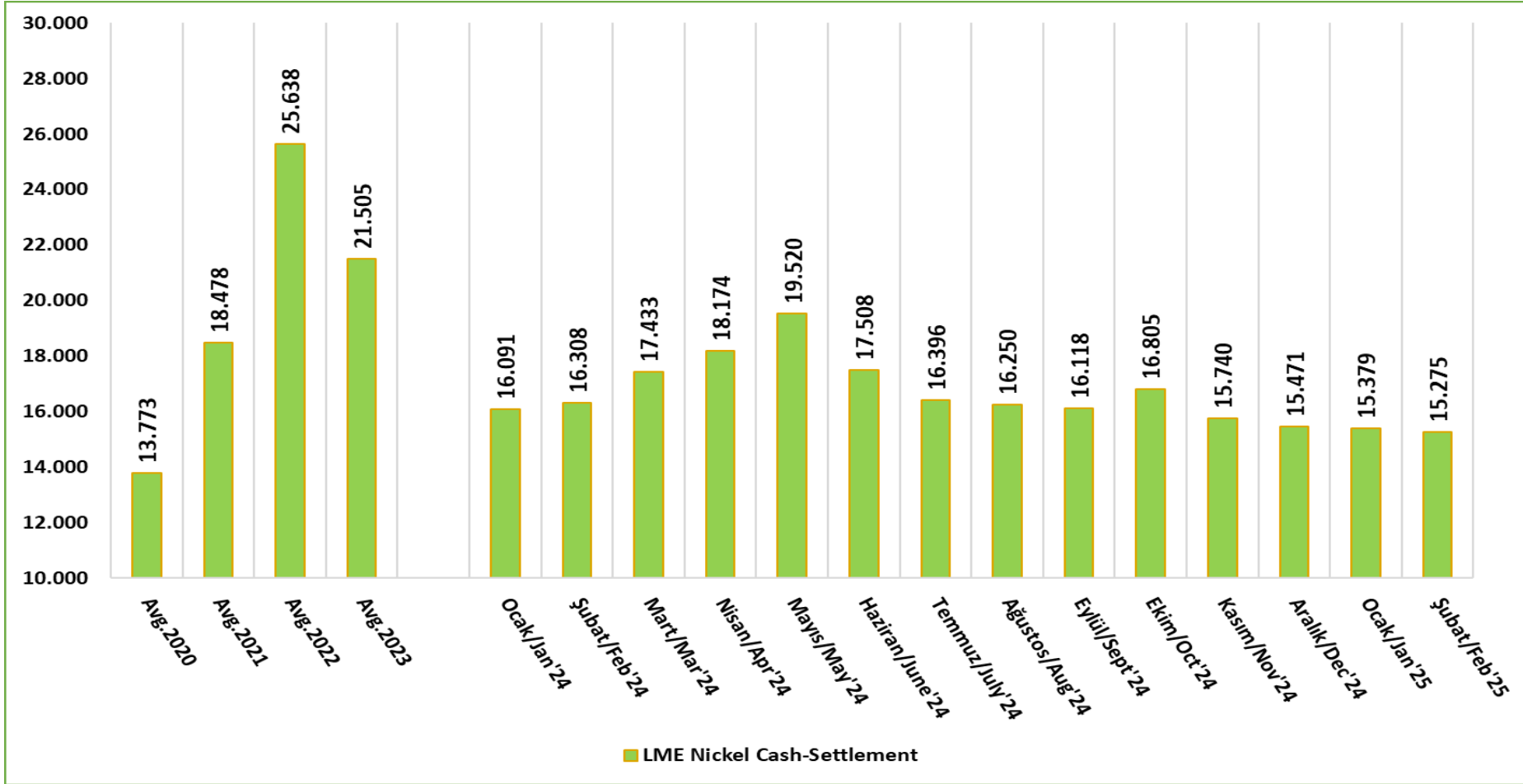
# LME Alüminyum / LME Aluminium

## LME Alüminyum Aylık Ortalama | LME Aluminium Cash-Settlement (USD/ton)



# LME Nikel / LME Nickel

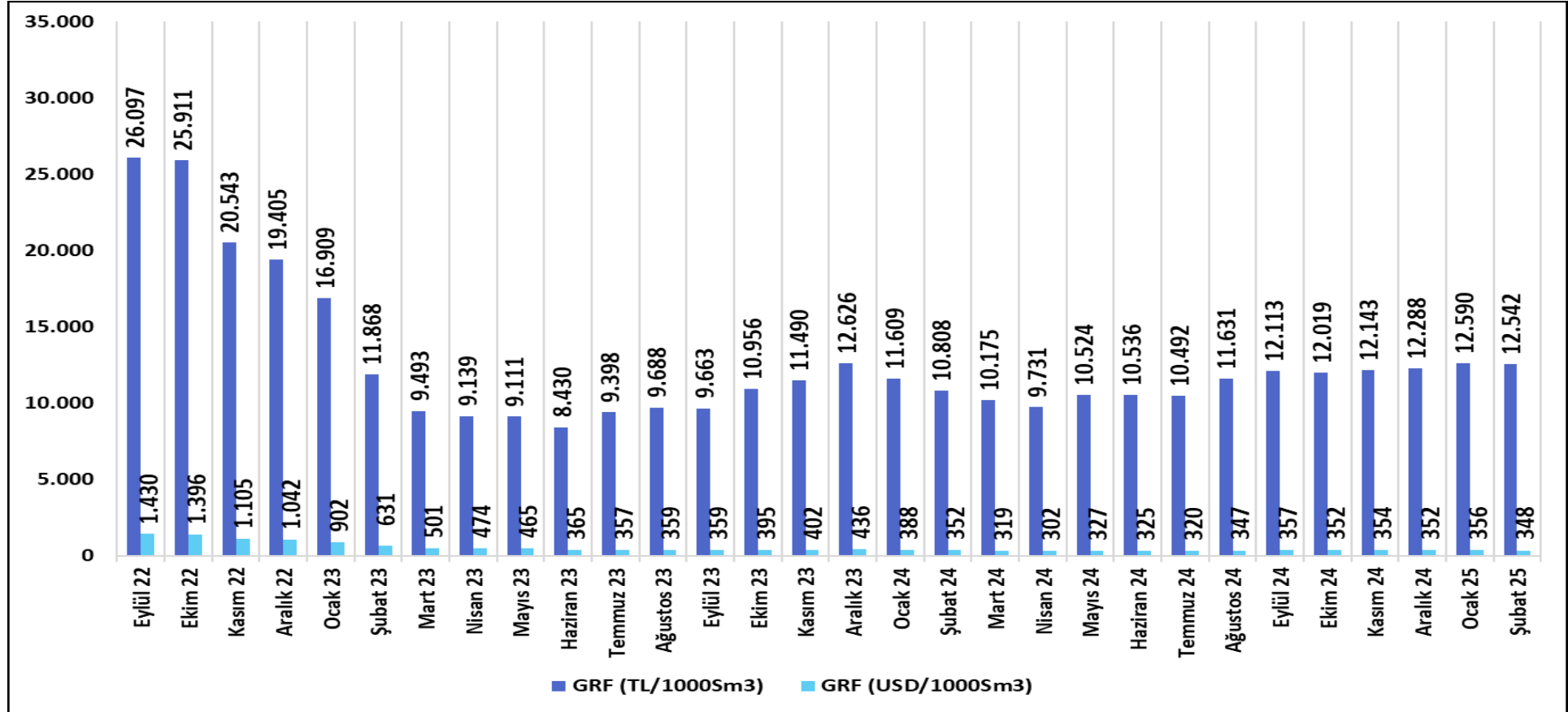
## LME Nikel Aylık Ortalama | LME Nickel Cash-Settlement (USD/ton)





# EPIAŞ Doğal Gaz Fiyatları / EPIAŞ Natural Gas References

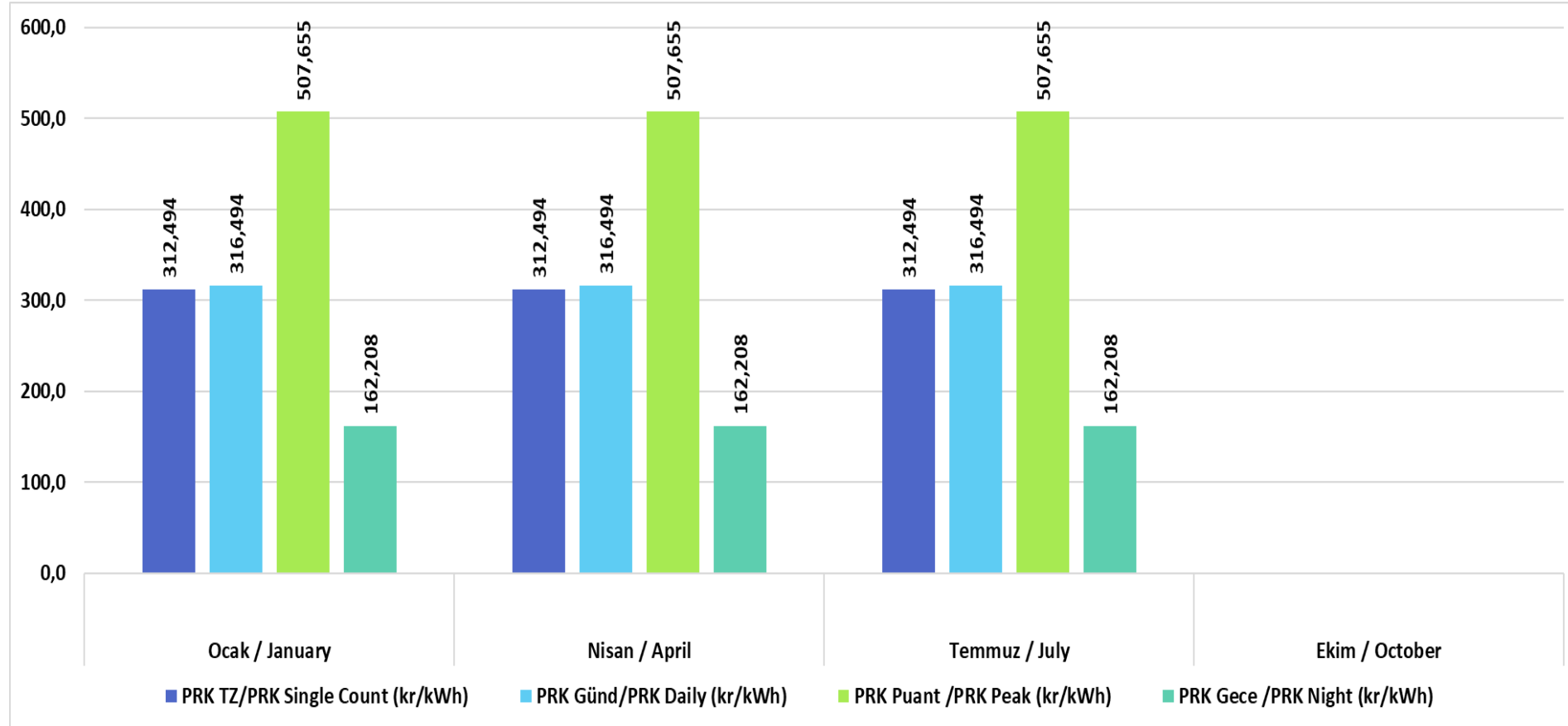
## Doğal Gaz Spot Piyasa Günlük Referans Fiyatı (GRF) Natural Gas Spot Markets Daily Reference Price (DRP)



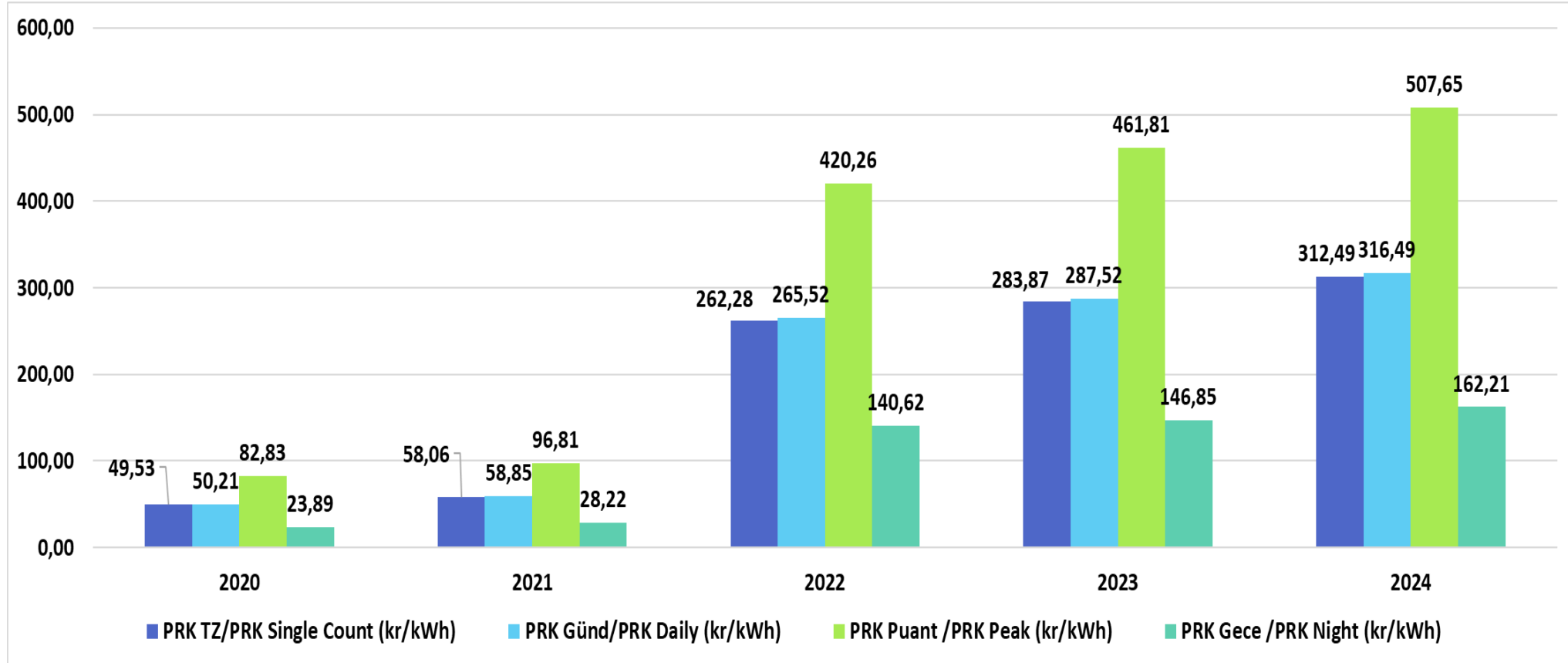
1Sm<sup>3</sup> = 10,64 kWh



## EPDK Dönemlik Fiyat Endeksi ve Oranlar 2024 EPDK Periodic Electricity Index and Ratios

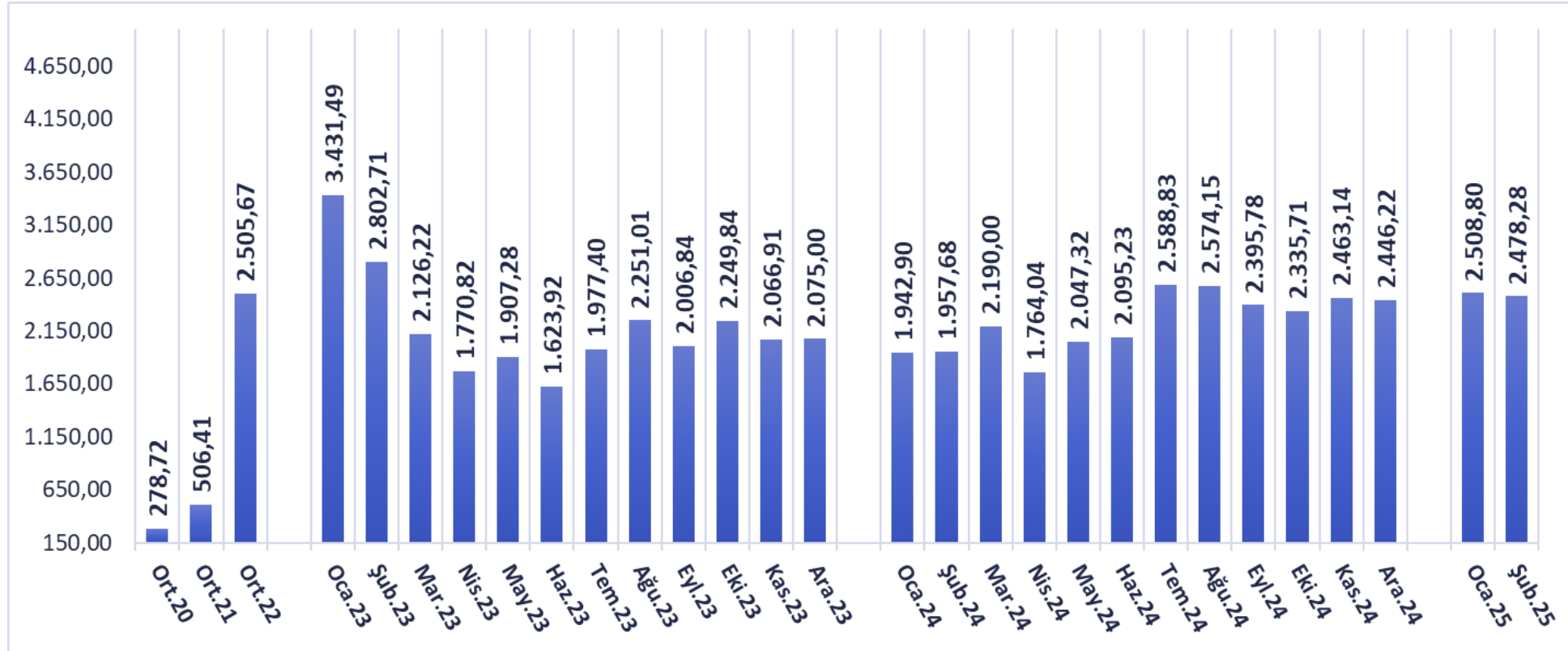


## EPDK Yıllık Fiyat Endeksi ve Oranlar EPDK Yearly Index and Ratios



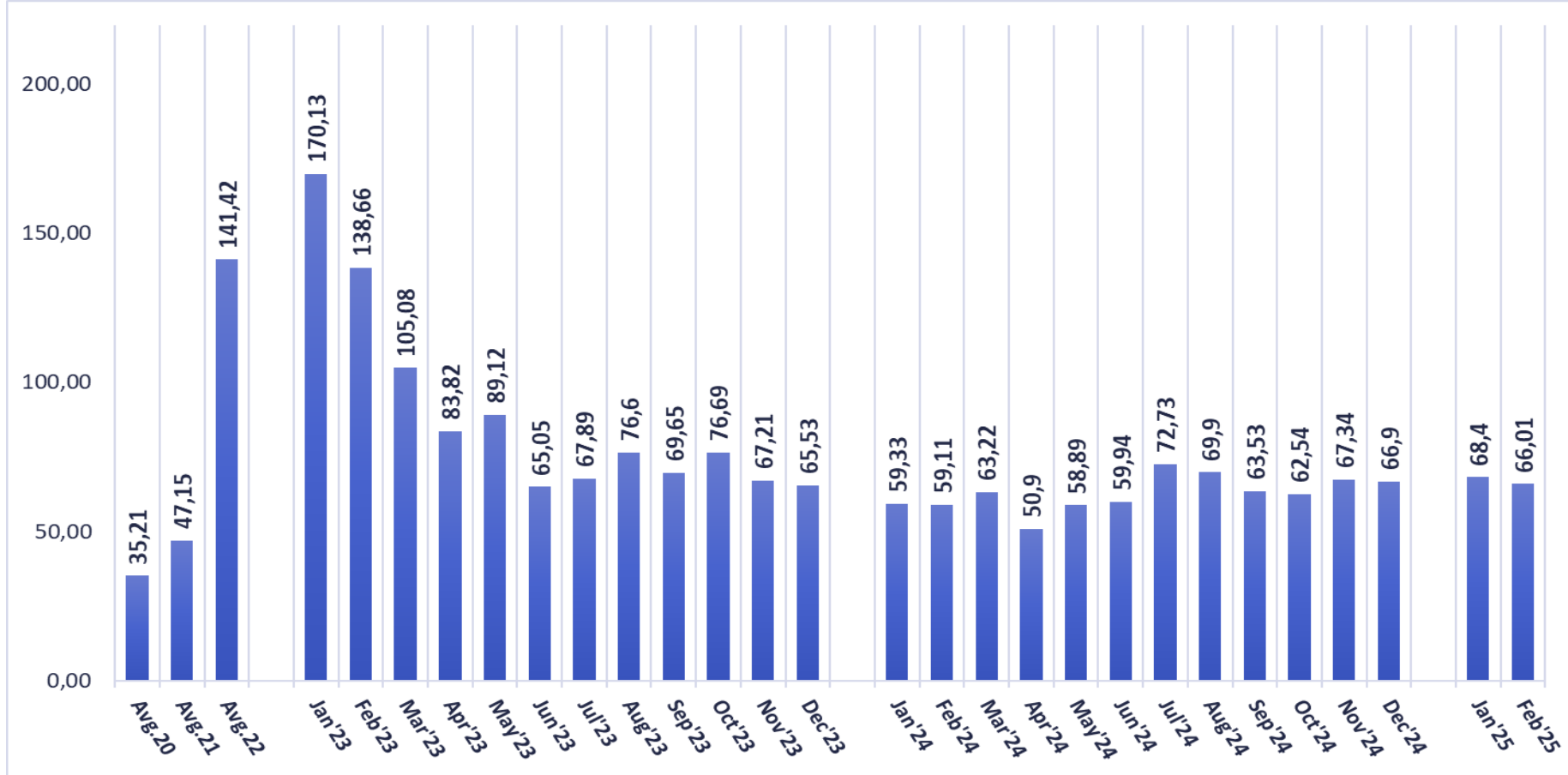
# EPIAŞ PTF & YEKDEM Ortalamaları / EPIAŞ Periodic Weighted Energy Averages

## EPIAŞ Kesinleşmiş Aylık Ağırlıklı Ortalama Piyasa Takas Fiyatı (TL/MWh) EPIAŞ Monthly Weighted Average Market Clearing Prices



# EPIAŞ PTF & YEKDEM Ortalamaları / EPIAŞ Periodic Weighted Energy Averages

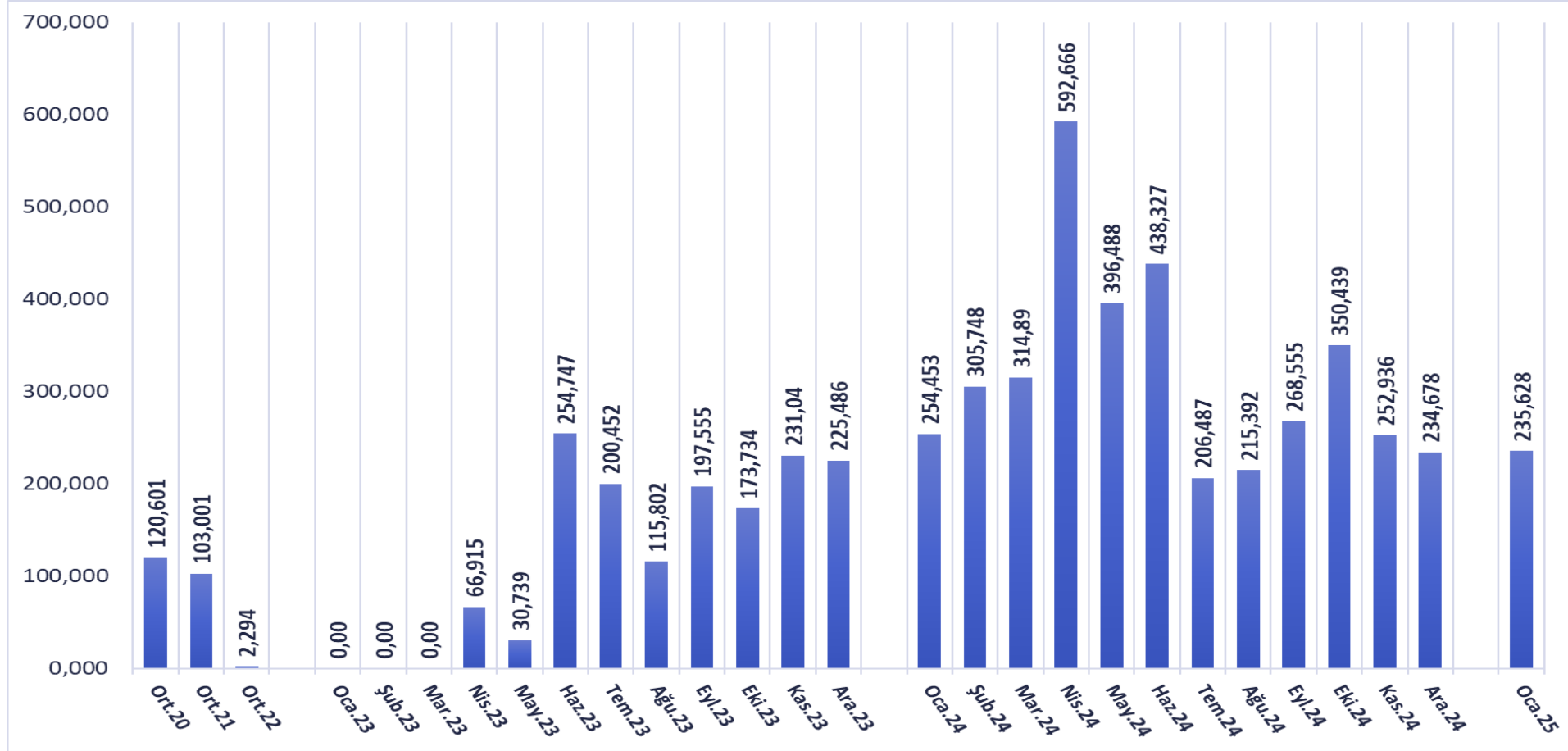
## EPIAŞ Kesinleşmiş Aylık Ağırlıklı Ortalama Piyasa Takas Fiyatı (€/MWh) EPIAŞ Monthly Weighted Average Market Clearing Prices



TCMB Avg.	2021	2022	2023	2024	Ocak Jan'25	Şubat Feb'25
TL / \$	8,84	16,56	23,75	32,83	35,49	36,12
TL / €	10,43	17,38	25,69	35,53	36,75	37,61

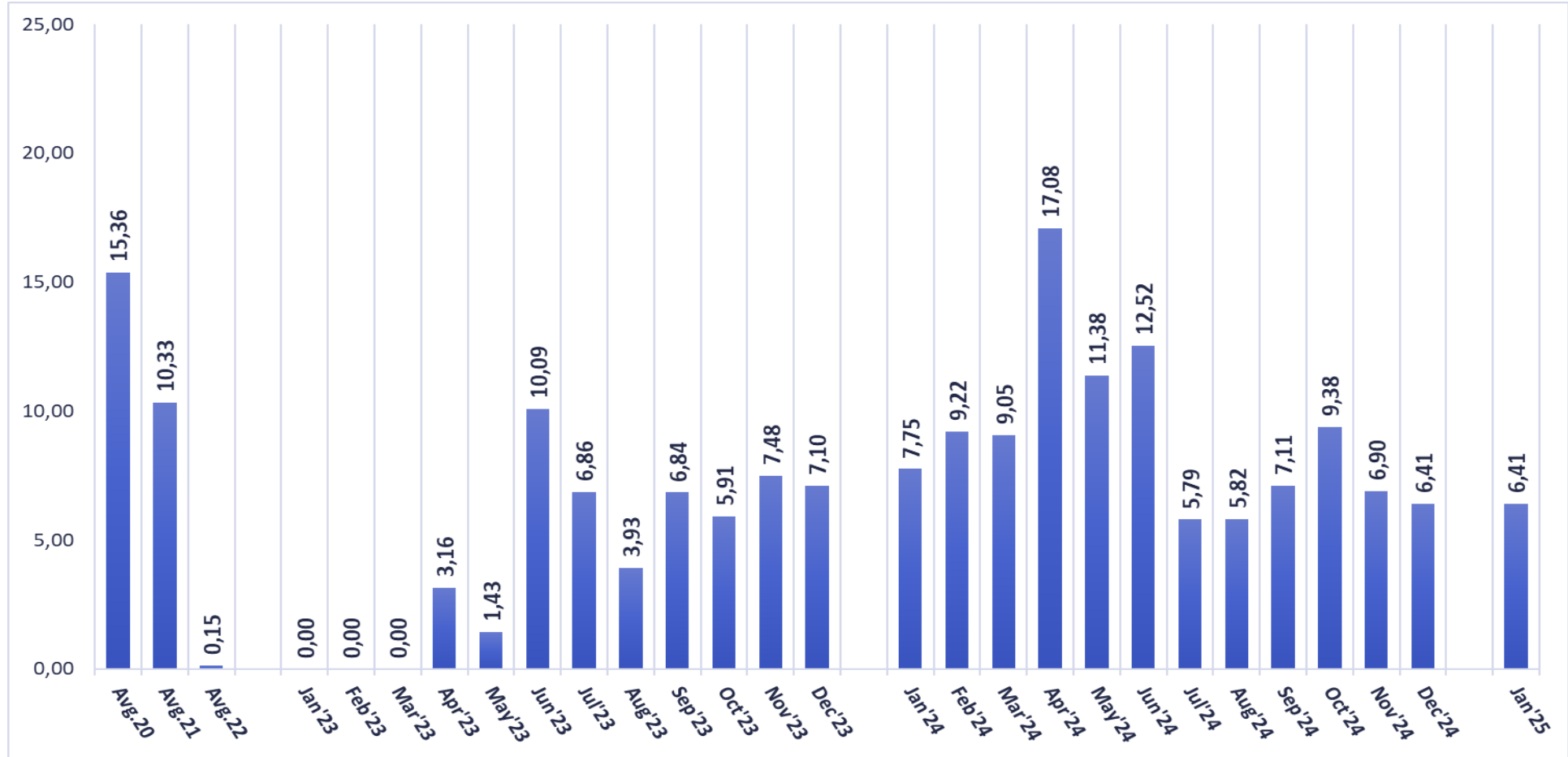


## EPIAŞ Serbest Tüketiciler İçin YEKDEM Birim Fiyat (TL/MWh) EPIAŞ Renewables Support Mechanism Unit Price for Free Consumers (TL/MWh)



# EPIAŞ PTF & YEKDEM Ortalamaları / EPIAŞ Periodic Weighted Energy Averages

## EPIAŞ Serbest Tüketiciler İçin YEKDEM Birim Fiyat (€/MWh) EPIAŞ Renewables Support Mechanism Unit Price for Free Consumers (€/MWh)



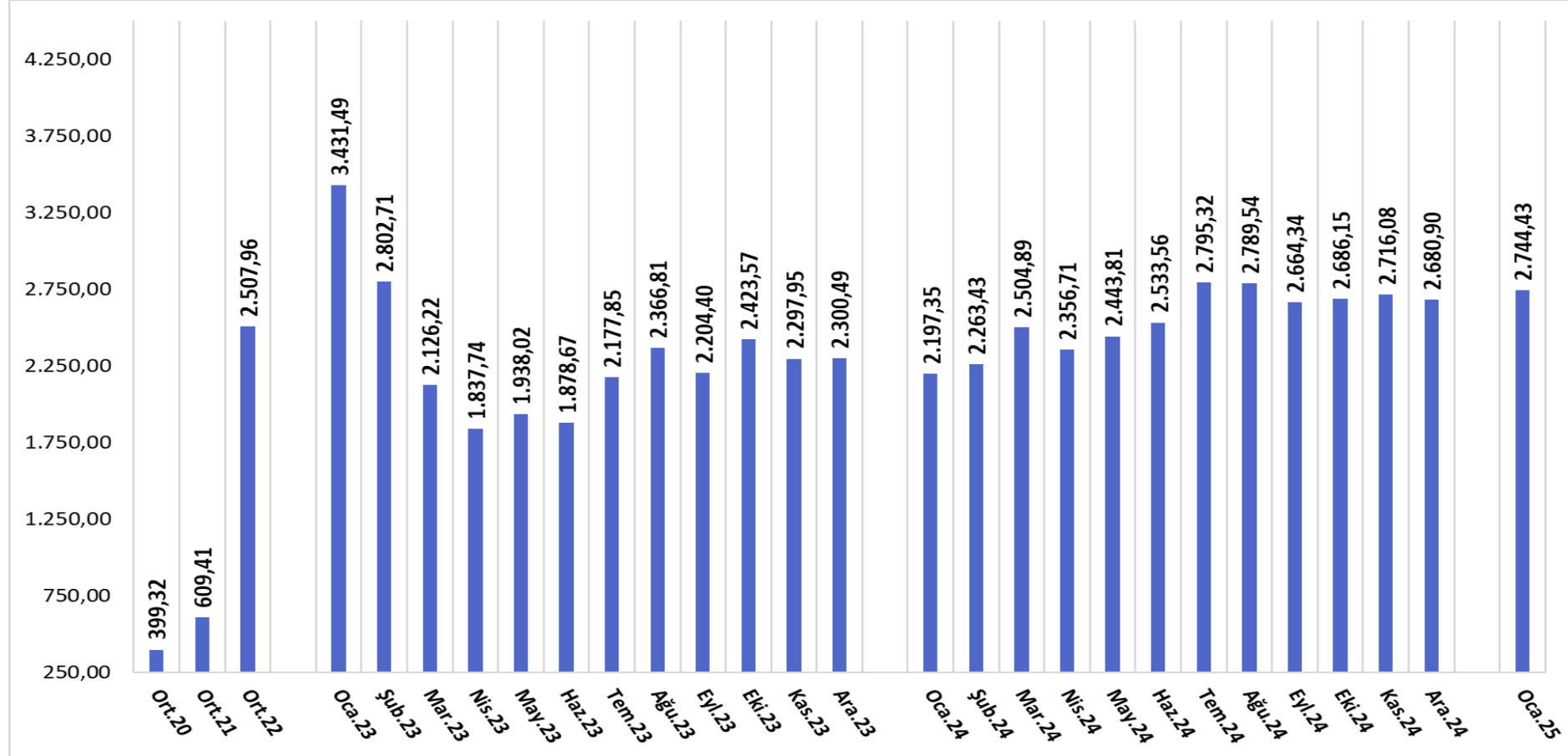
TCMB Avg.	2021	2022	2023	2024	Ocak Jan'25	Şubat Feb'25
TL / \$	8,84	16,56	23,75	32,83	35,49	36,12
TL / €	10,43	17,38	25,69	35,53	36,75	37,61





# EPIAŞ PTF & YEKDEM Ortalamaları / EPIAŞ Periodic Weighted Energy Averages

## EPIAŞ Kesinleşmiş Ortalama PTF & Gerçekleşen YEKDEM Toplamı (TL/MWh) EPIAŞ Realized Average Market Clearing Price + RE Support



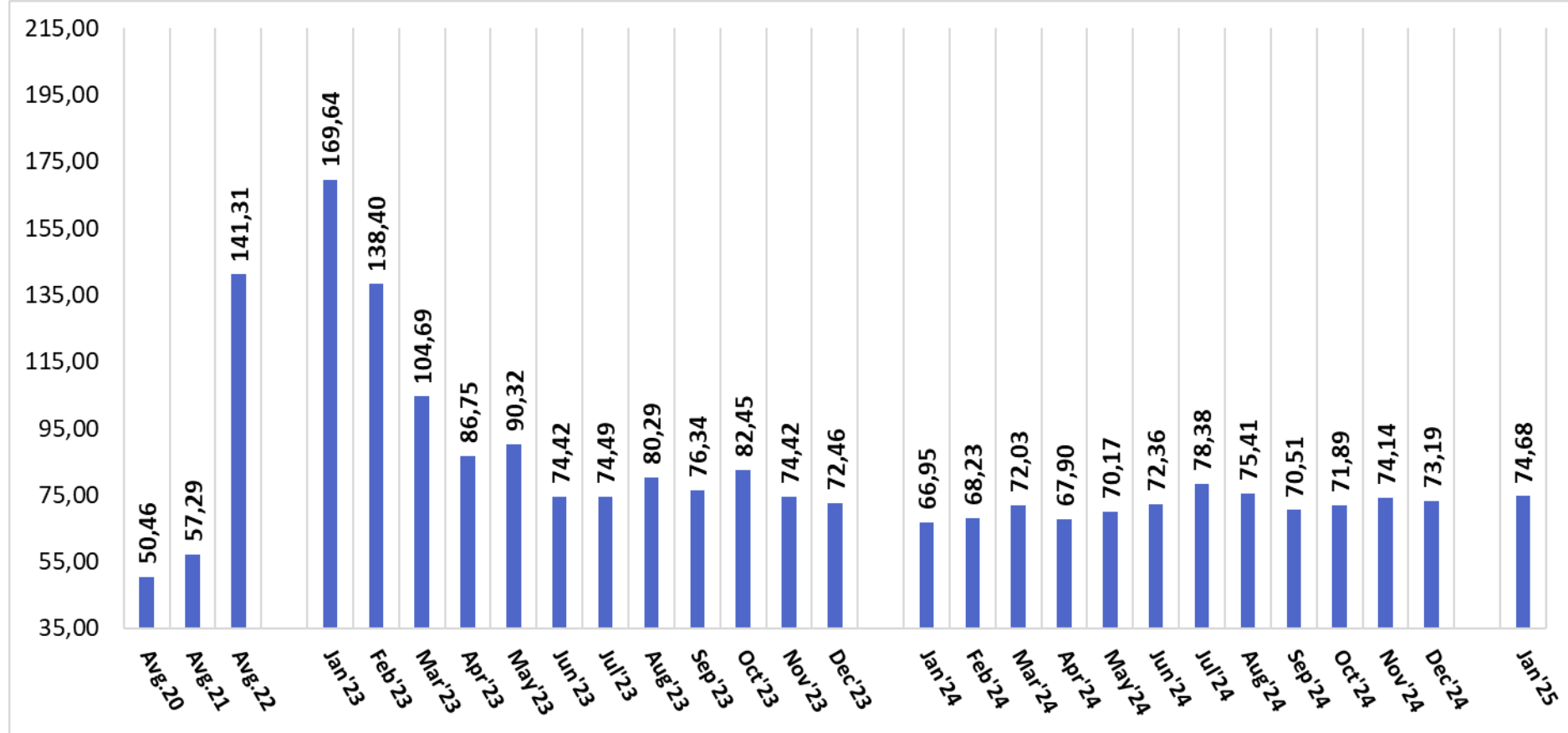
Serbest  
Tüketiciler

Free  
Consumers



# EPIAŞ PTF & YEKDEM Ortalamaları / EPIAŞ Periodic Weighted Energy Averages

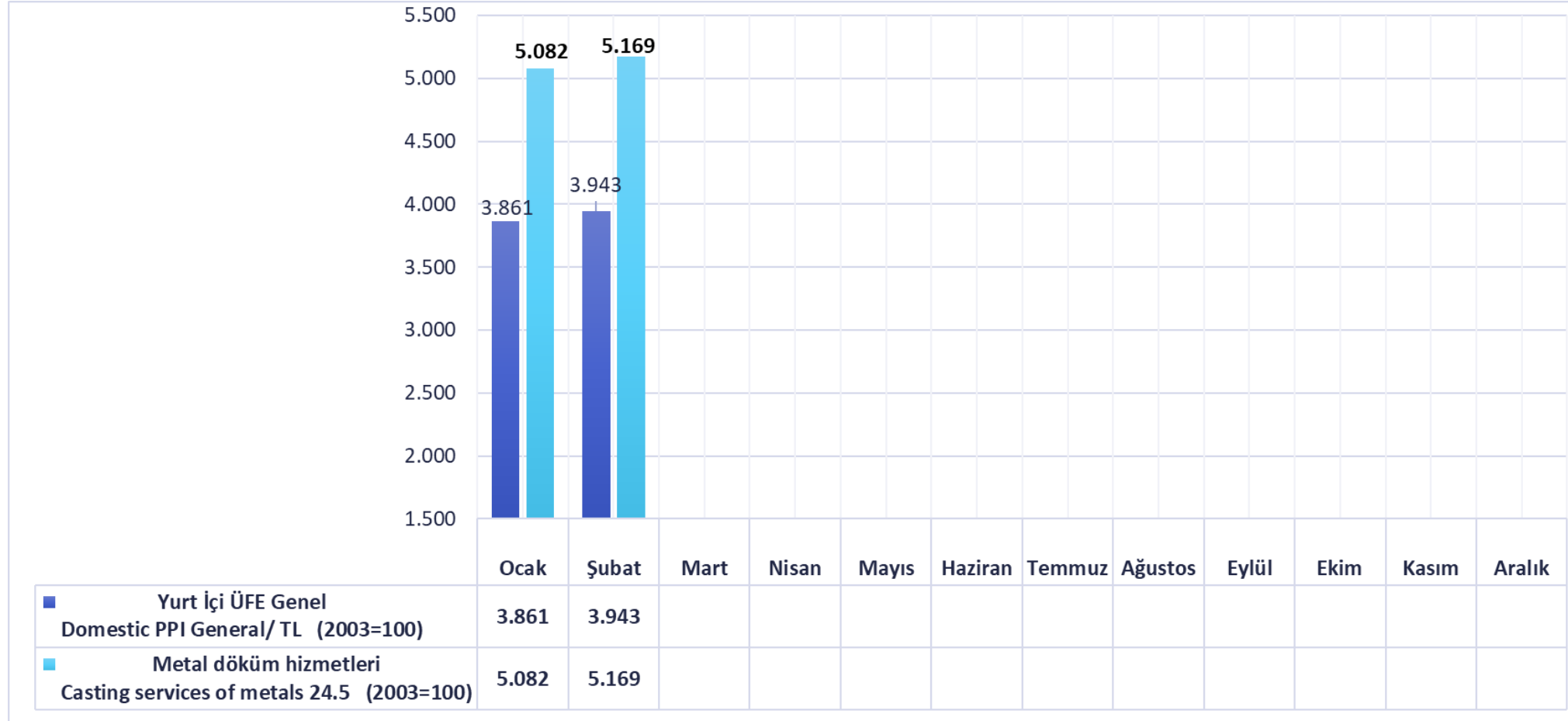
## EPIAŞ Kesinleşmiş Ortalama PTF & Gerçekleşen YEKDEM Toplamı (€/MWh) EPIAŞ Realized Average Market Clearing Price + RE Support



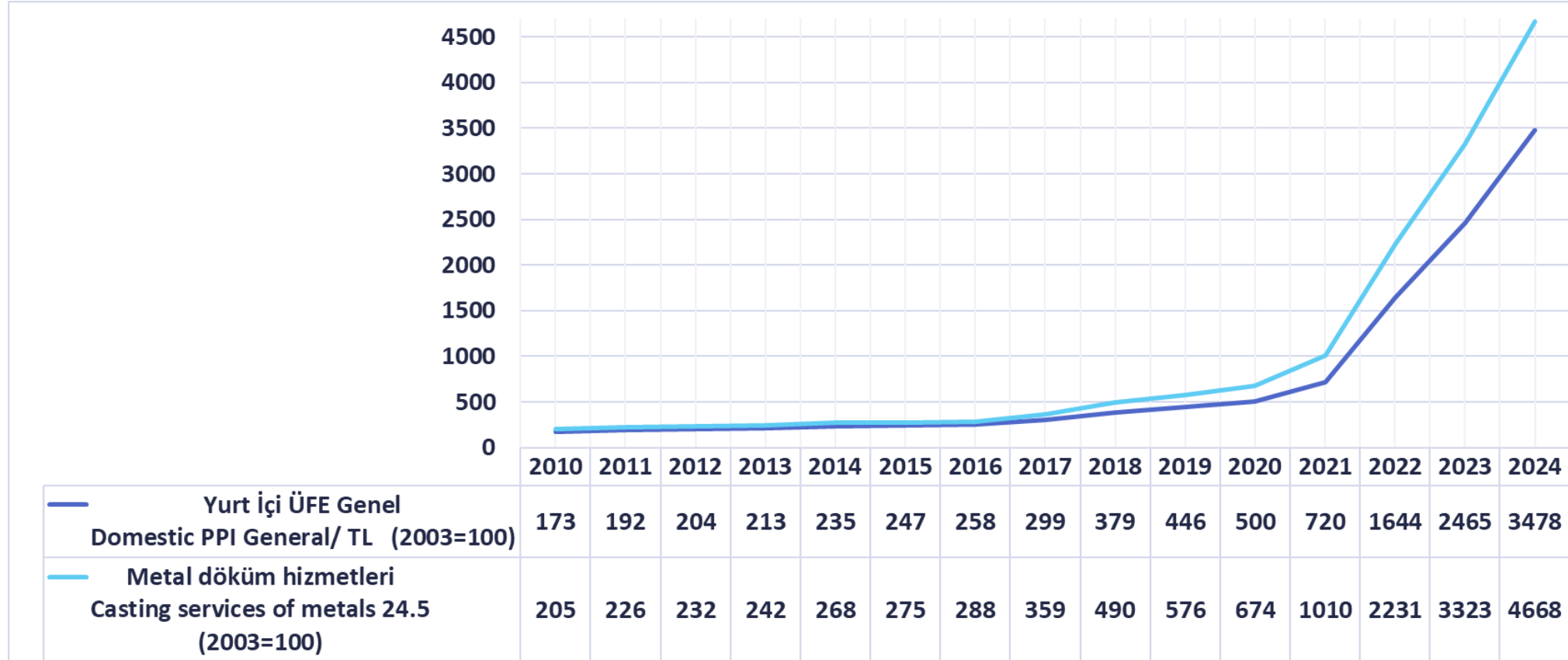
TCMB Avg.	2021	2022	2023	2024	Ocak Jan'25	Şubat Feb'25
TL / \$	8,84	16,56	23,75	32,83	35,49	36,12
TL / €	10,43	17,38	25,69	35,53	36,75	37,61



## TÜİK Aylık Yurt İçi Üretici Fiyat Endeksi TURKSTAT Monthly Domestic Producer Price Index (2003 =100)

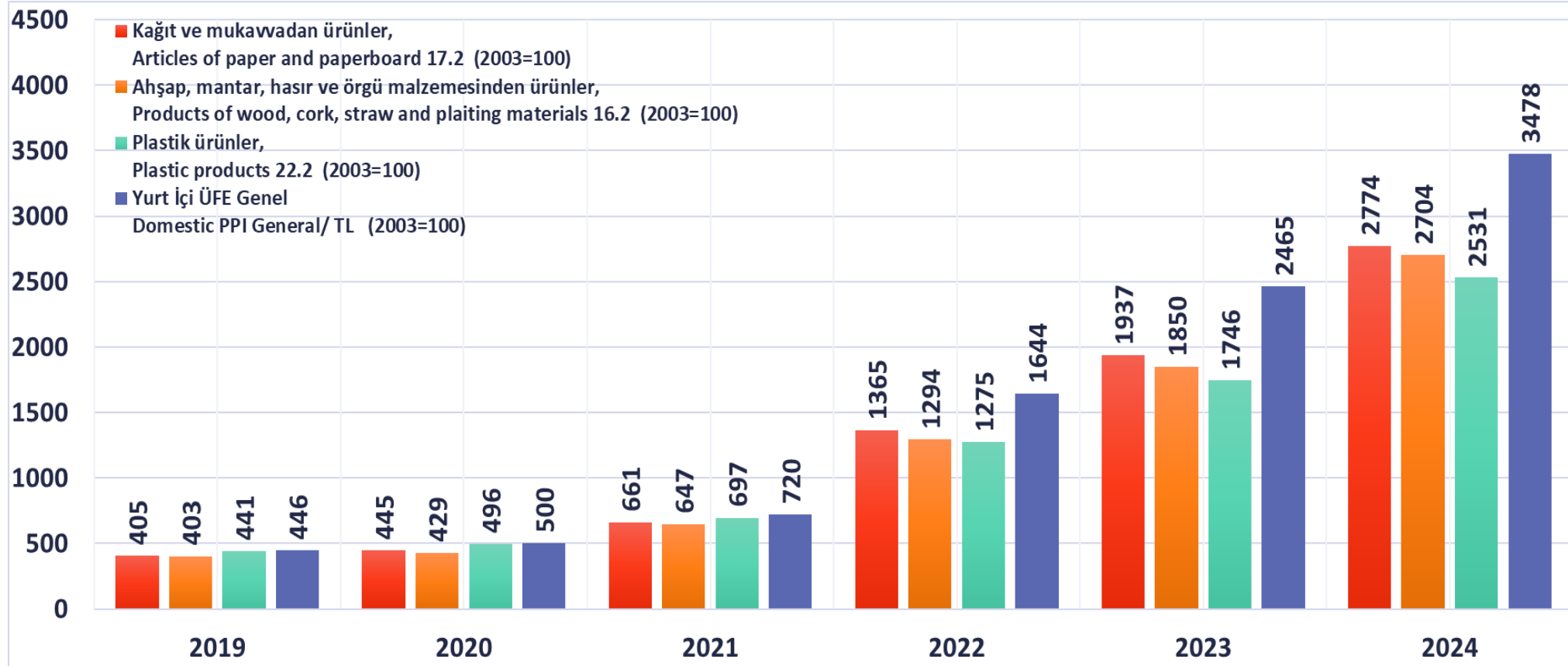


## TÜİK Yıllık Yurt İçi Üretici Fiyat Endeksi TURKSTAT Yearly Domestic Producer Price Index (2003 =100)

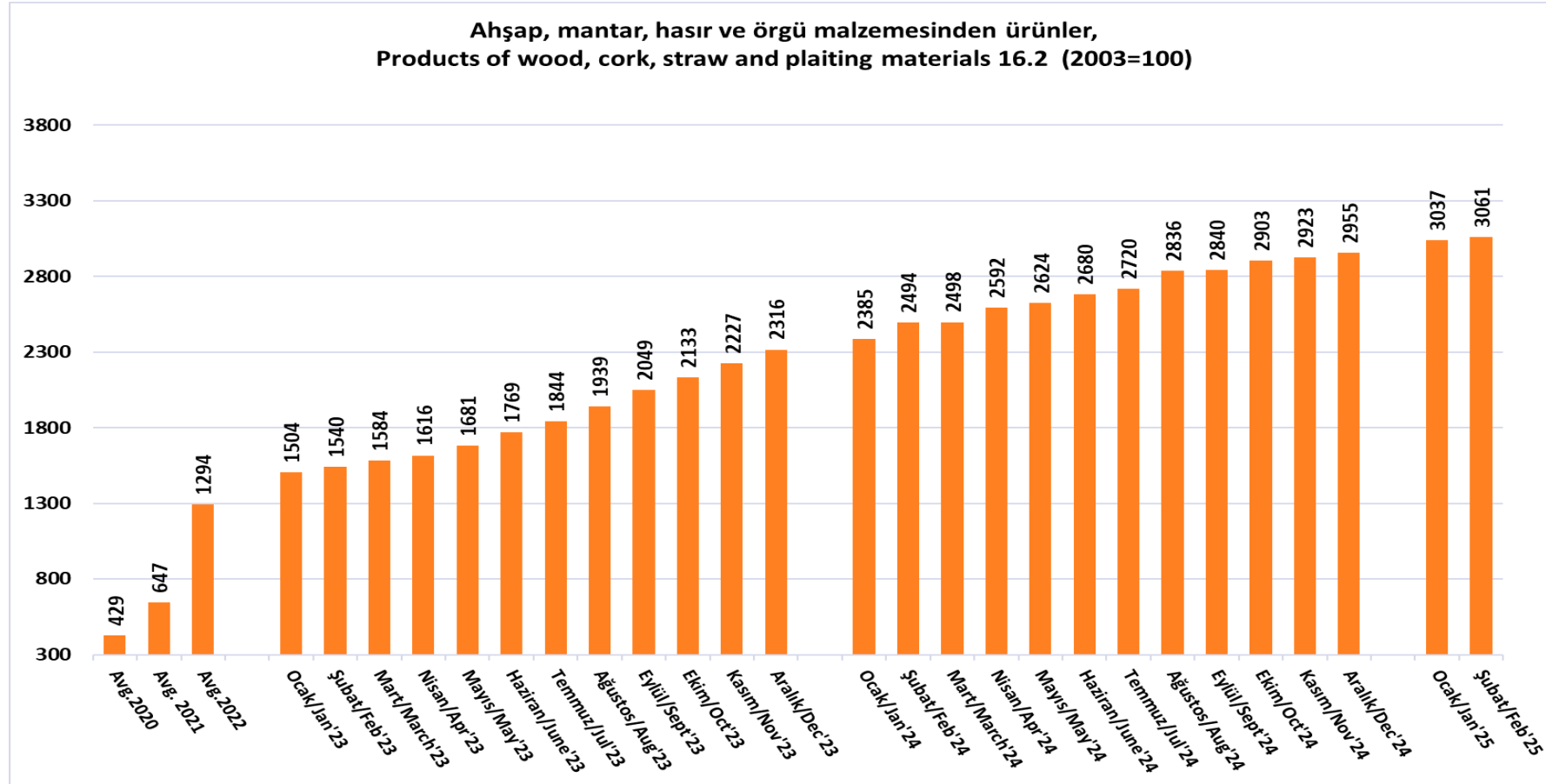


# TÜİK Yurt İçi Üretici Fiyat Endeksleri | TURKSTAT Domestic Producer Price Indexes

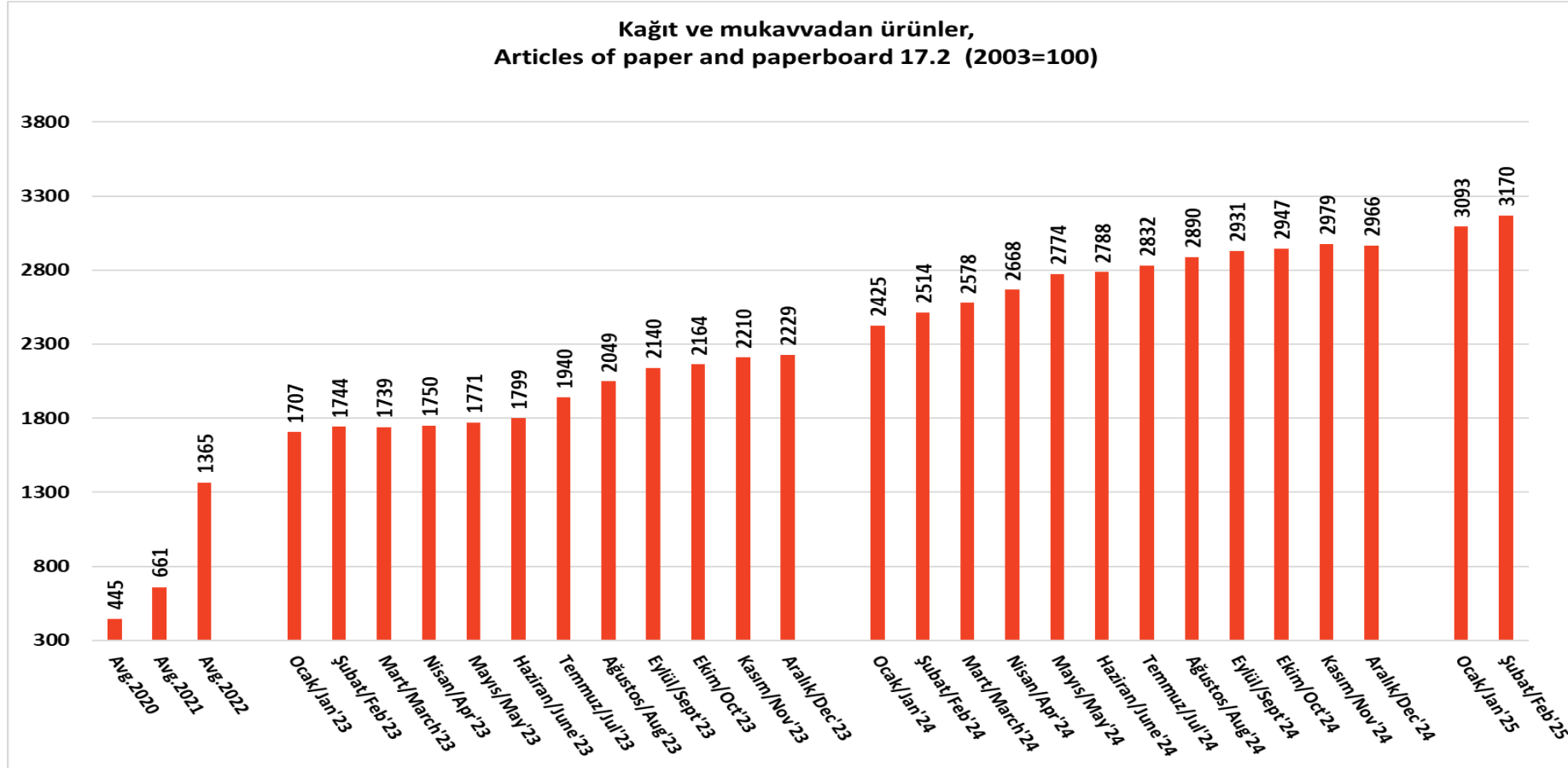
## TÜİK Yıllık Yurt İçi Üretici Fiyat Endeksi TURKSTAT Yearly Domestic Producer Price Index (2003 =100)



## TÜİK Yıllık Yurt İçi Üretici Fiyat Endeksi TURKSTAT Yearly Domestic Producer Price Index (2003 =100)

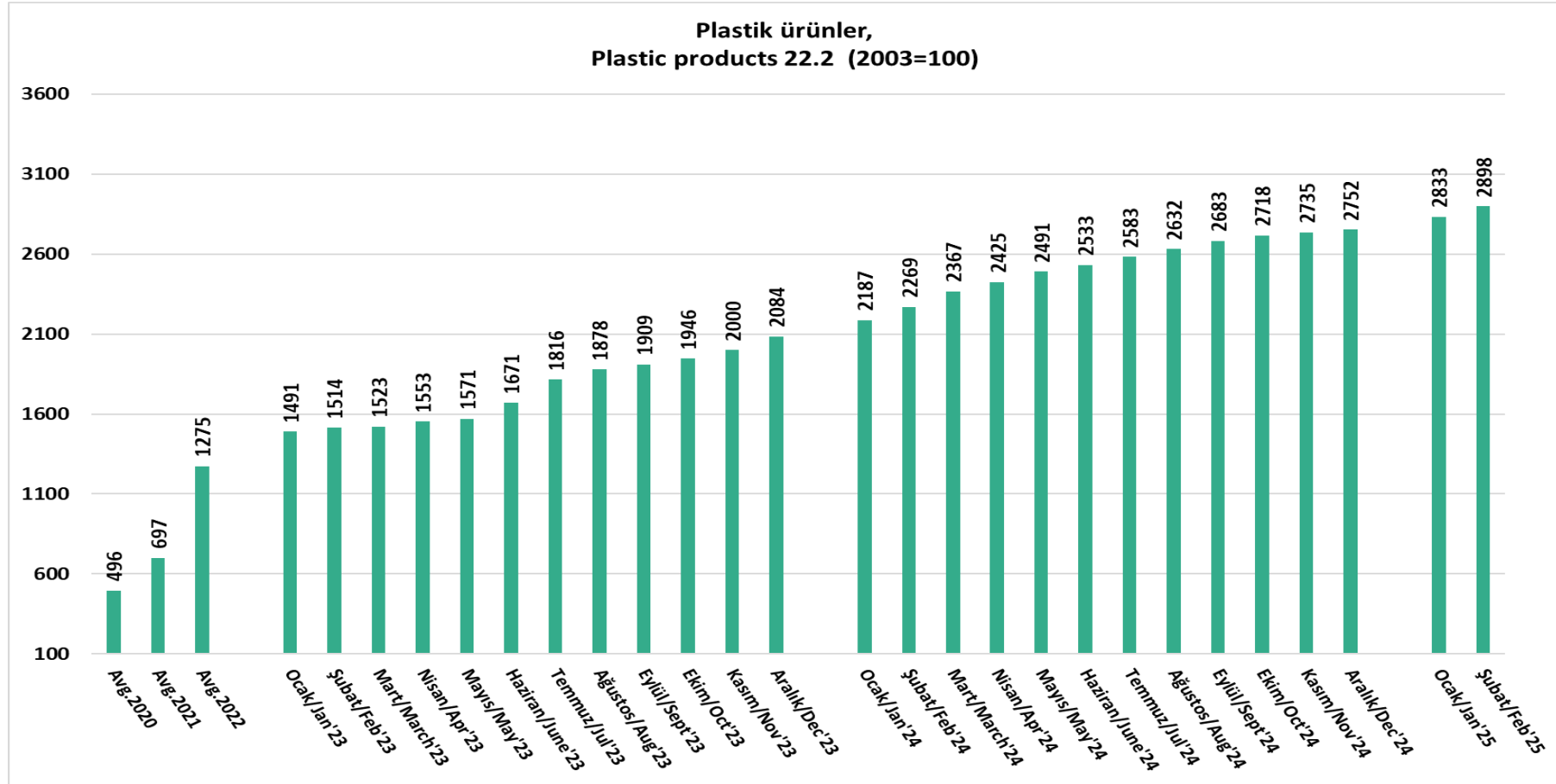


## TÜİK Yıllık Yurt İçi Üretici Fiyat Endeksi TURKSTAT Yearly Domestic Producer Price Index (2003 =100)





## TÜİK Yıllık Yurt İçi Üretici Fiyat Endeksi TURKSTAT Yearly Domestic Producer Price Index (2003 =100)



# TCMB Döviz Kurları | TCMB Exchange Rates

## TCMB Aylık Ortalama Satış Döviz Kurları (Dolar) Turkish Central Bank Monthly Average Selling Rate of Exchange (USD)

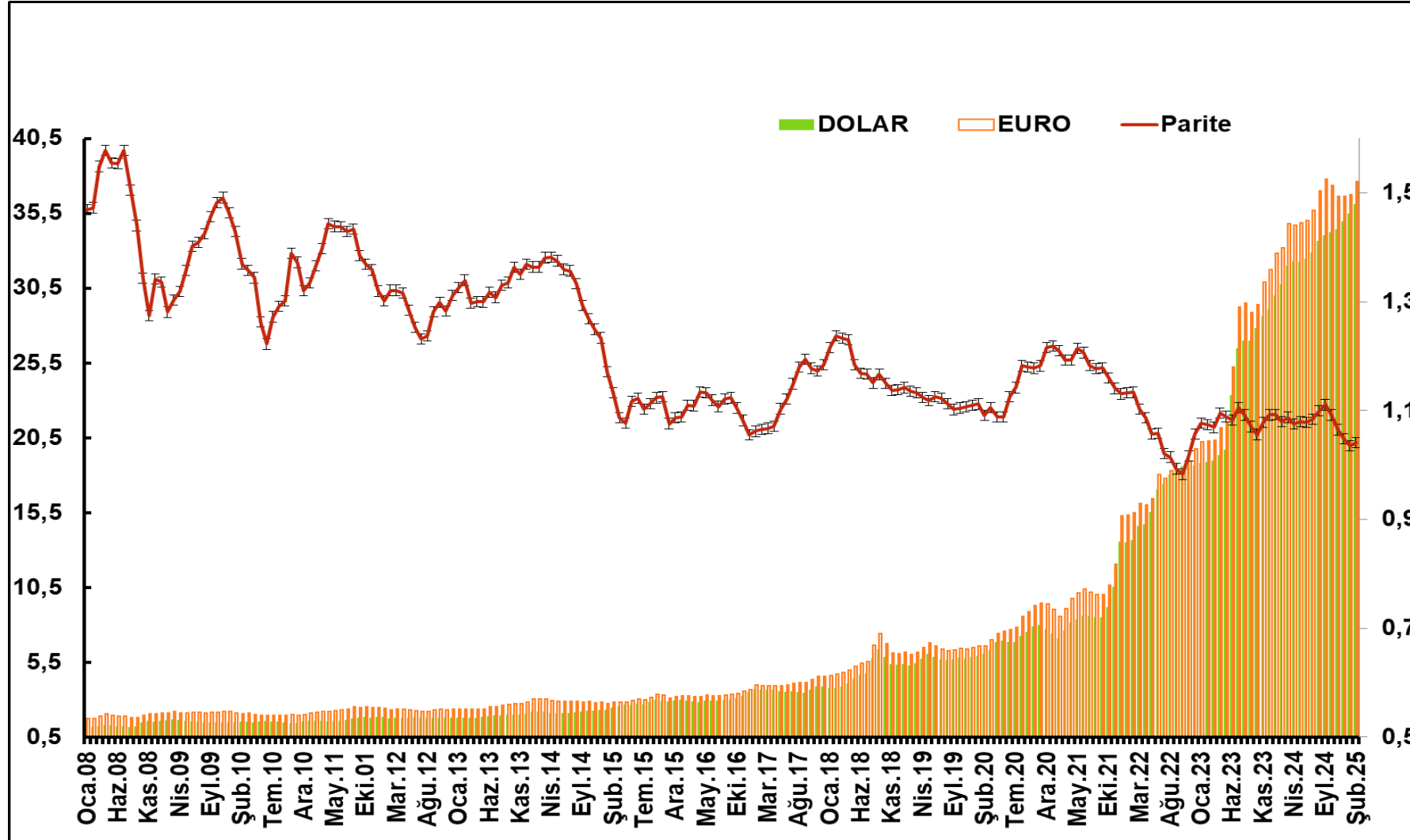
	2009	2010	2011	2012	2013	2014	2015	2016	2017	2018	2019	2020	2021	2022	2023	2024	2025
Ocak	1,593	1,478	1,561	1,853	1,773	2,216	2,331	3,012	3,743	3,779	5,380	5,926	7,392	13,517	18,791	30,035	35,494
Şubat	1,659	1,515	1,591	1,760	1,776	2,221	2,494	2,946	3,679	3,787	5,272	6,052	7,087	13,677	18,857	30,737	36,121
Mart	1,711	1,536	1,583	1,787	1,810	2,222	2,587	2,897	3,676	3,884	5,451	6,322	7,628	14,597	18,998	31,982	
Nisan	1,613	1,495	1,523	1,788	1,800	2,131	2,653	2,840	3,656	4,061	5,755	6,836	8,163	14,706	19,338	32,290	
Mayıs	1,564	1,541	1,572	1,804	1,823	2,095	2,648	2,932	3,568	4,407	6,062	6,951	8,345	15,547	19,706	32,255	
Haziran	1,548	1,578	1,602	1,825	1,897	2,119	2,706	2,922	3,526	4,631	5,831	6,820	8,616	17,023	23,321	32,482	
Temmuz	1,522	1,544	1,654	1,814	1,934	2,119	2,694	2,953	3,563	4,759	5,680	6,864	8,613	17,405	26,450	32,897	
Ağustos	1,486	1,510	1,754	1,795	1,960	2,162	2,849	2,967	3,518	5,747	5,624	7,240	8,492	18,033	27,005	33,628	
Eylül	1,491	1,498	1,790	1,805	2,021	2,208	3,009	2,972	3,473	6,369	5,720	7,521	8,513	18,305	26,978	34,031	
Ekim	1,470	1,426	1,835	1,803	1,990	2,263	2,931	3,072	3,670	5,858	5,797	7,892	9,164	18,596	27,840	34,226	
Kasım	1,488	1,435	1,808	1,794	2,025	2,236	2,877	3,271	3,881	5,397	5,740	8,007	10,556	18,625	28,628	34,410	
Aralık	1,506	1,519	1,867	1,787	2,061	2,291	2,923	3,489	3,856	5,310	5,848	7,747	13,533	18,670	29,078	34,962	
<b>ORT</b>	<b>1,554</b>	<b>1,506</b>	<b>1,678</b>	<b>1,801</b>	<b>1,906</b>	<b>2,190</b>	<b>2,725</b>	<b>3,023</b>	<b>3,651</b>	<b>4,832</b>	<b>5,680</b>	<b>7,015</b>	<b>8,842</b>	<b>16,558</b>	<b>23,749</b>	<b>32,828</b>	<b>35,807</b>

# TCMB Döviz Kurları | TCMB Exchange Rates

## TCMB Aylık Ortalama Satış Döviz Kurları (Euro) Turkish Central Bank Monthly Average Selling Rate of Exchange (EUR)

	2009	2010	2011	2012	2013	2014	2015	2016	2017	2018	2019	2020	2021	2022	2023	2024	2025
Ocak	2,128	2,112	2,083	2,411	2,351	3,022	2,730	3,277	3,974	4,596	6,145	6,589	9,009	15,311	20,228	32,818	36,747
Şubat	2,125	2,074	2,173	2,325	2,378	3,029	2,826	3,269	3,920	4,683	5,987	6,605	8,574	15,502	20,250	33,171	37,606
Mart	2,230	2,086	2,212	2,360	2,348	2,944	2,811	3,212	3,923	4,789	6,171	6,990	9,095	16,096	20,309	34,776	
Nisan	2,127	2,009	2,198	2,353	2,340	2,944	2,857	3,219	3,917	4,993	6,467	7,436	9,737	15,982	21,185	34,709	
Mayıs	2,122	1,946	2,261	2,317	2,369	2,881	2,957	3,321	3,936	5,218	6,781	7,564	10,134	16,424	21,457	34,829	
Haziran	2,170	1,928	2,304	2,287	2,499	2,881	3,039	3,269	3,954	5,412	6,563	7,677	10,393	18,018	25,244	35,015	
Temmuz	2,143	1,964	2,363	2,234	2,530	2,875	2,972	3,271	4,094	5,556	6,378	7,839	10,188	17,768	29,239	35,662	
Ağustos	2,117	1,951	2,515	2,221	2,608	2,881	3,169	3,327	4,149	6,612	6,258	8,558	9,997	18,293	29,479	36,989	
Eylül	2,170	1,951	2,480	2,314	2,699	2,854	3,380	3,338	4,146	7,428	6,302	8,871	10,032	18,176	28,878	37,788	
Ekim	2,178	1,980	2,511	2,341	2,711	2,871	3,299	3,393	4,322	6,736	6,402	9,295	10,630	18,279	29,396	37,365	
Kasım	2,219	1,969	2,456	2,302	2,735	2,793	3,095	3,538	4,551	6,135	6,352	9,465	12,041	18,933	30,877	36,634	
Aralık	2,205	2,006	2,463	2,345	2,821	2,830	3,175	3,683	4,565	6,043	6,492	9,417	15,301	19,734	31,747	36,627	
<b>ORT</b>	<b>2,161</b>	<b>1,998</b>	<b>2,335</b>	<b>2,317</b>	<b>2,532</b>	<b>2,900</b>	<b>3,026</b>	<b>3,343</b>	<b>4,121</b>	<b>5,683</b>	<b>6,358</b>	<b>8,025</b>	<b>10,428</b>	<b>17,376</b>	<b>25,691</b>	<b>35,532</b>	<b>37,176</b>

# TCMB Döviz Kurları | TCMB Exchange Rates





TÜRKİYE DÖKÜM  
SANAYİCİLERİ  
DERNEĞİ  
THE TURKISH FOUNDRY  
ASSOCIATION

# ŞUBAT AYI HAMMADDE FİYATLARI ENDEKSİ

## RAW MATERIALS INDEX – FEBRUARY

06.03.2025



-  /Turkish Foundry Association
-  /Tüdöksad @TurkDokum
-  /Tüdöksad - Türkiye Döküm Sanayicileri Derneği
-  /tudoksad1976
-  /Türkiye Döküm Sanayicileri Derneği

akademi.tudoksad.org.tr  
www.dokumhane.net



The World  
Foundry  
Organization



CAEF  
The European  
Foundry Association