



TÜRKİYE DÖKÜM  
SANAYİCİLERİ  
DERNEĞİ  
THE TURKISH FOUNDRY  
ASSOCIATION

# MAYIS AYI PİYASA GÖSTERGELERİ

## MARKET INDICATORS – MAY

12.06.2026



-  /Turkish Foundry Association
-  /Tüdöksad @TurkDokum
-  /Tüdöksad - Türkiye Döküm Sanayicileri Derneği
-  /tudoksad1976
-  /Türkiye Döküm Sanayicileri Derneği



akademi.tudoksad.org.tr  
www.dokumhane.net



The World  
Foundry  
Organization



European  
Foundry  
Federation



[FEAF Hammadde Endeksleri / International Raw Material Indexes \(3\)](#)

[Metals Hub Ferro Alaşım Endeksleri / Metals Hub Ferro Alloy Indexes ÜYE ÖZEL](#)

[LMĖ Alüminyum&Nikel Aylık Ortalama / LME Aluminium&Nikel Cash-Settlements \(4-5\)](#)

[EPIAŞ Doğal Gaz Göstergeleri / EPIAŞ Natural Gas References \(6\)](#)

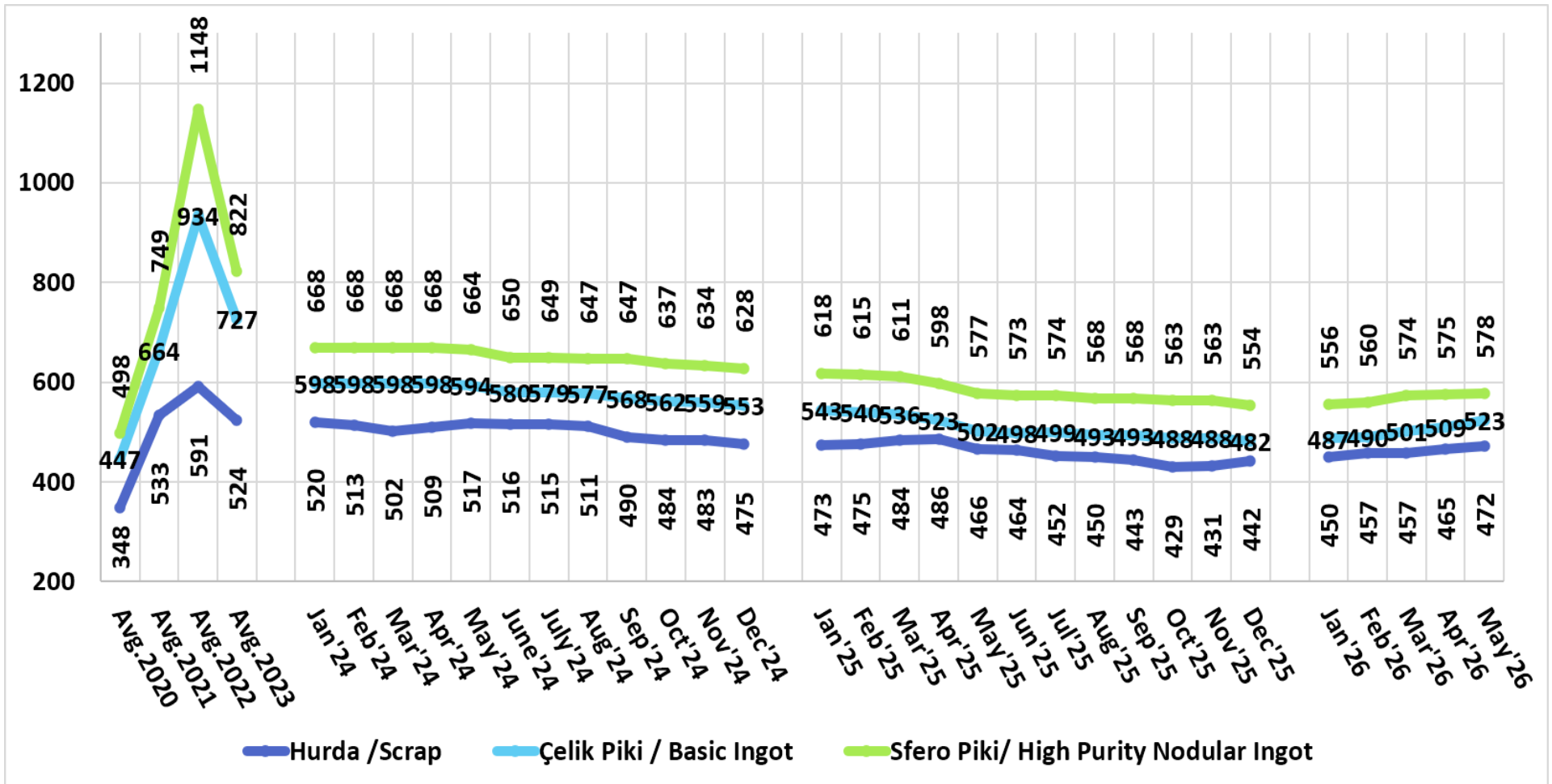
[EPDK Dönemlik & Yıllık Endeksleri / EPDK Periodic Electricity Index and Ratios \(7-8\)](#)

[EPIAŞ PTF & YEKDEM Ortalamaları / EPIAŞ Periodic Weighted Energy Averages \(9-14\)](#)

[TÜİK Yurt İçi Üretici Fiyat Endeksleri / TURKSTAT Domestic Producer Price Indexes \(15-20\)](#)

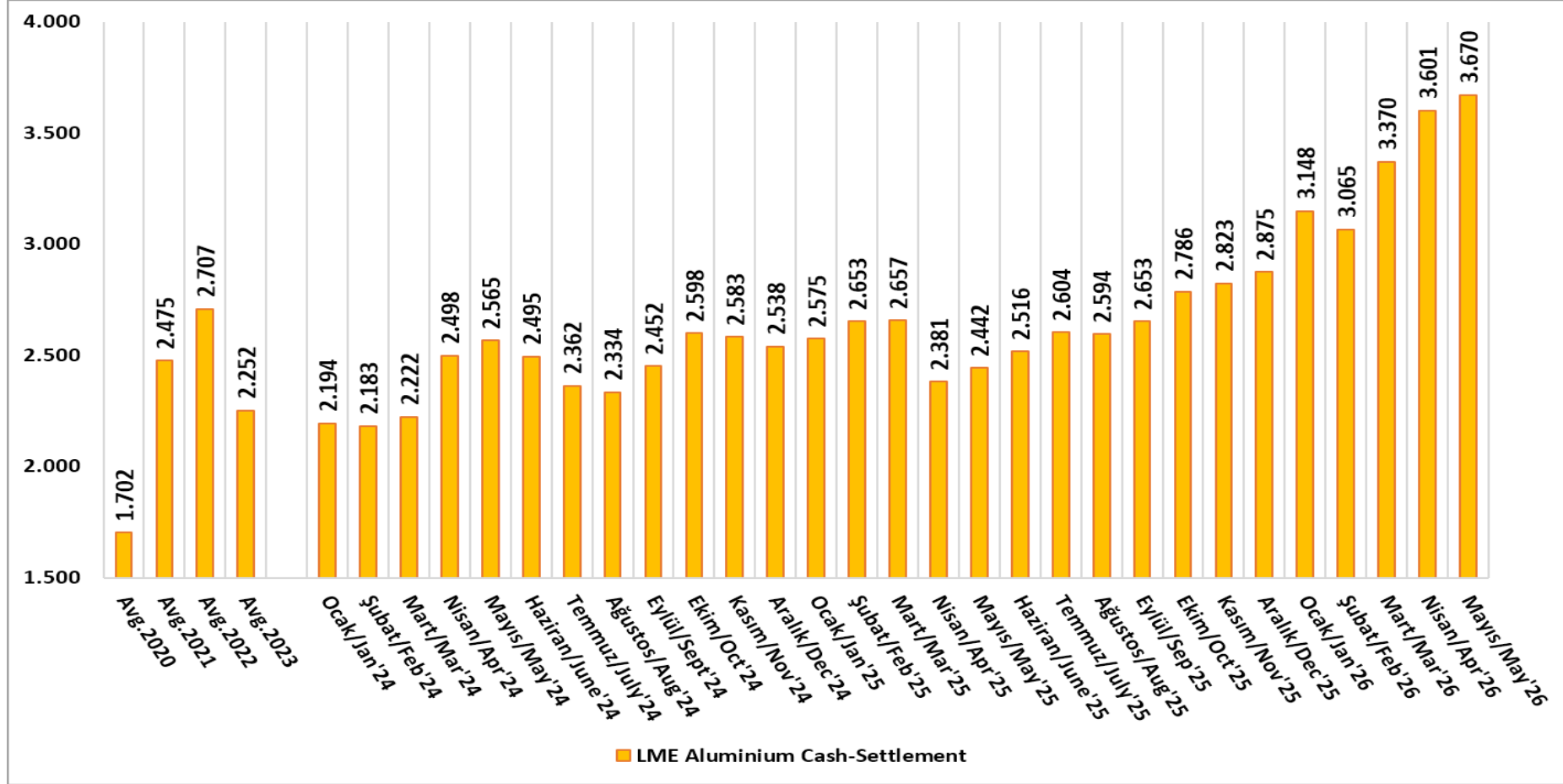
[TCMB Döviz Kurları / TCMB Exchange Rates \(21-23\)](#)

# FEAF Hammadde Fiyatları | FEAF Raw Material Prices (€/Ton)



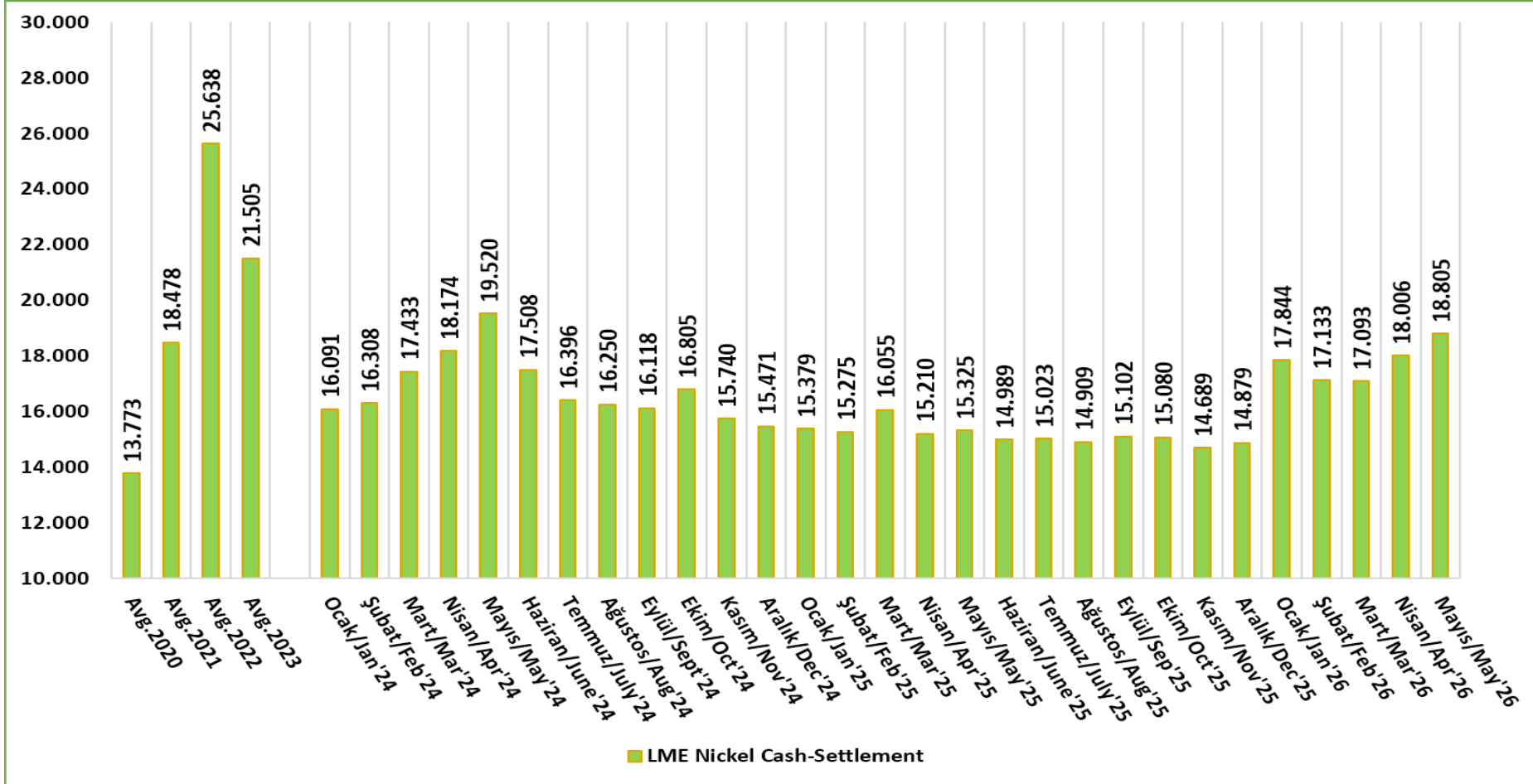
# LME Alüminyum / LME Aluminium

## LME Alüminyum Aylık Ortalama | LME Aluminium Cash-Settlement (USD/ton)



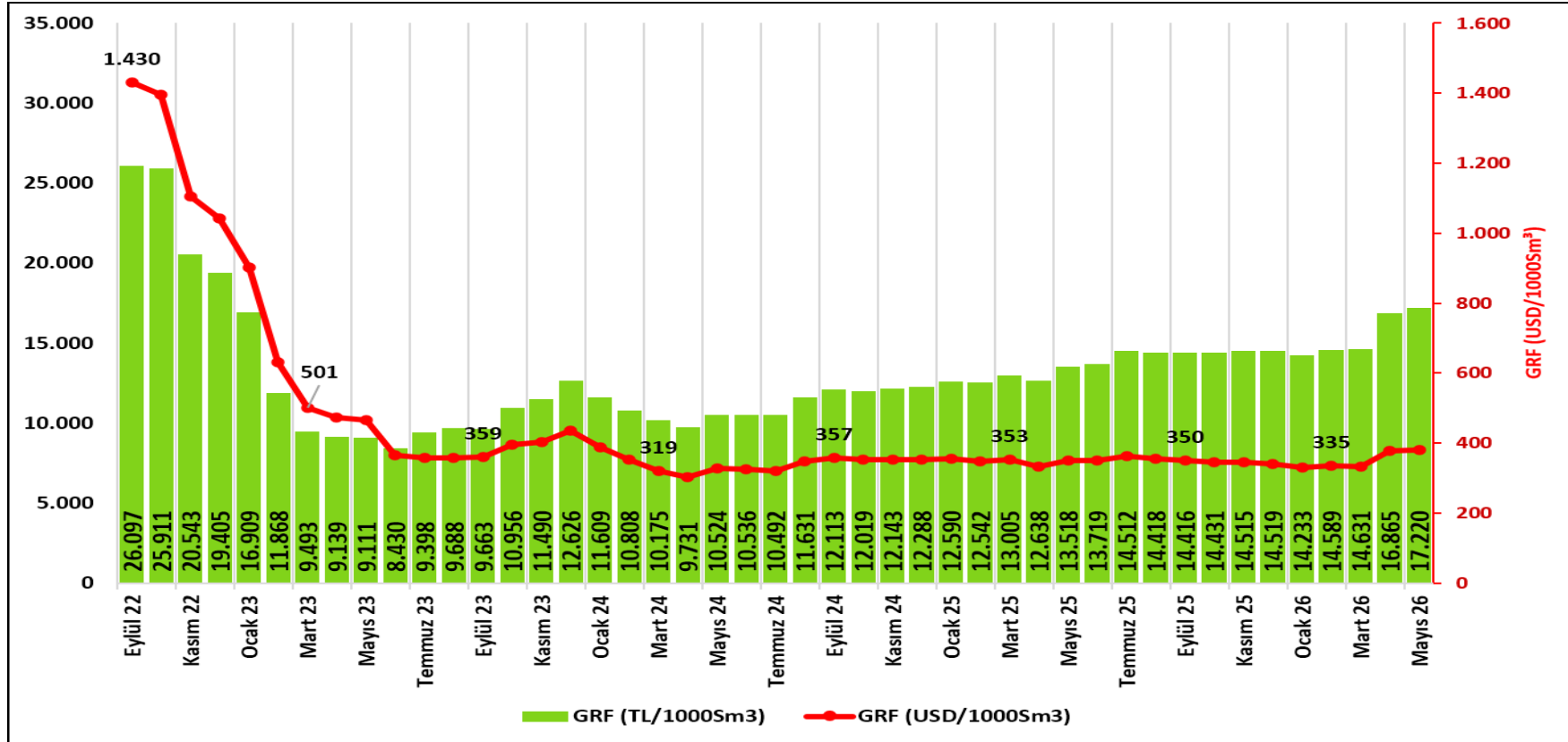
# LME Nikel / LME Nickel

## LME Nikel Aylık Ortalama | LME Nickel Cash-Settlement (USD/ton)



# EPIAŞ Doğal Gaz Fiyatları / EPIAŞ Natural Gas References

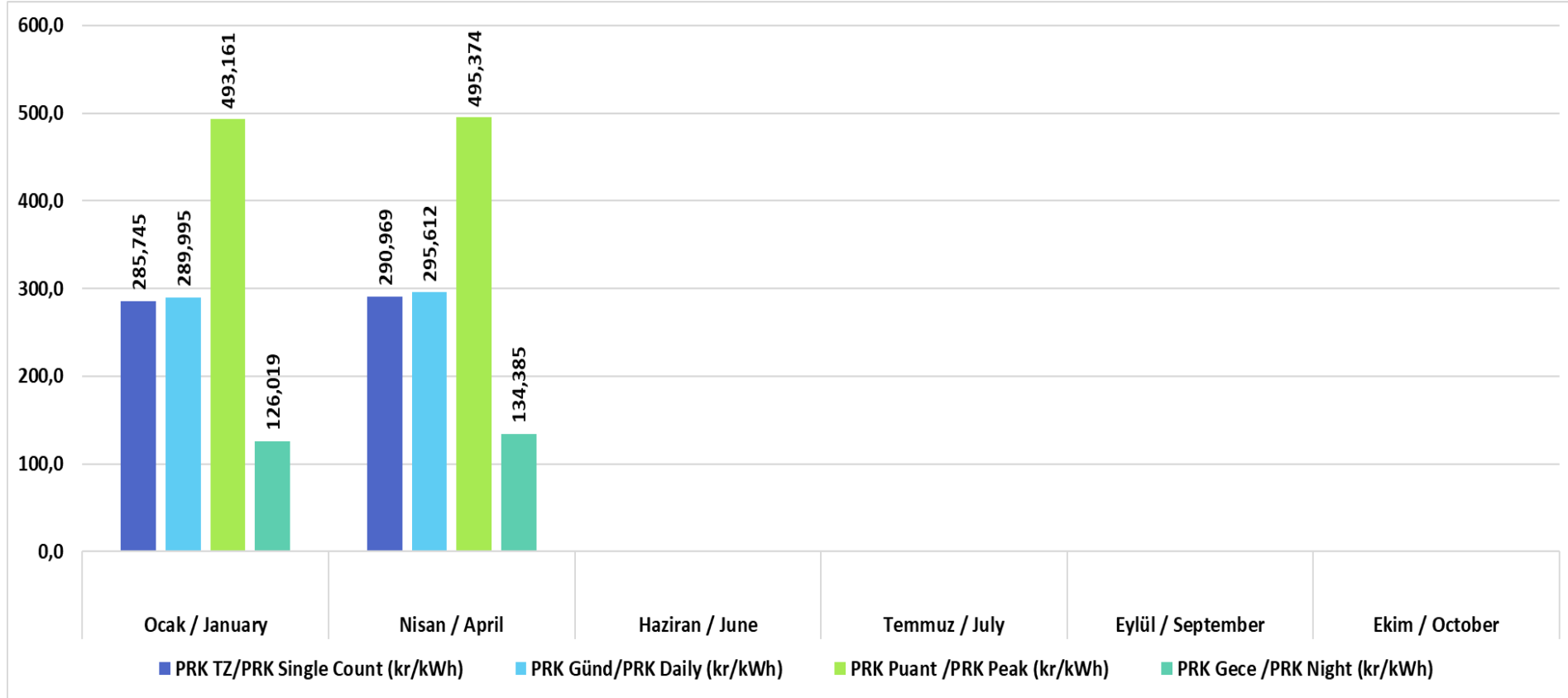
## Doğal Gaz Spot Piyasa Günlük Referans Fiyatı (GRF) Natural Gas Spot Markets Daily Reference Price (DRP)



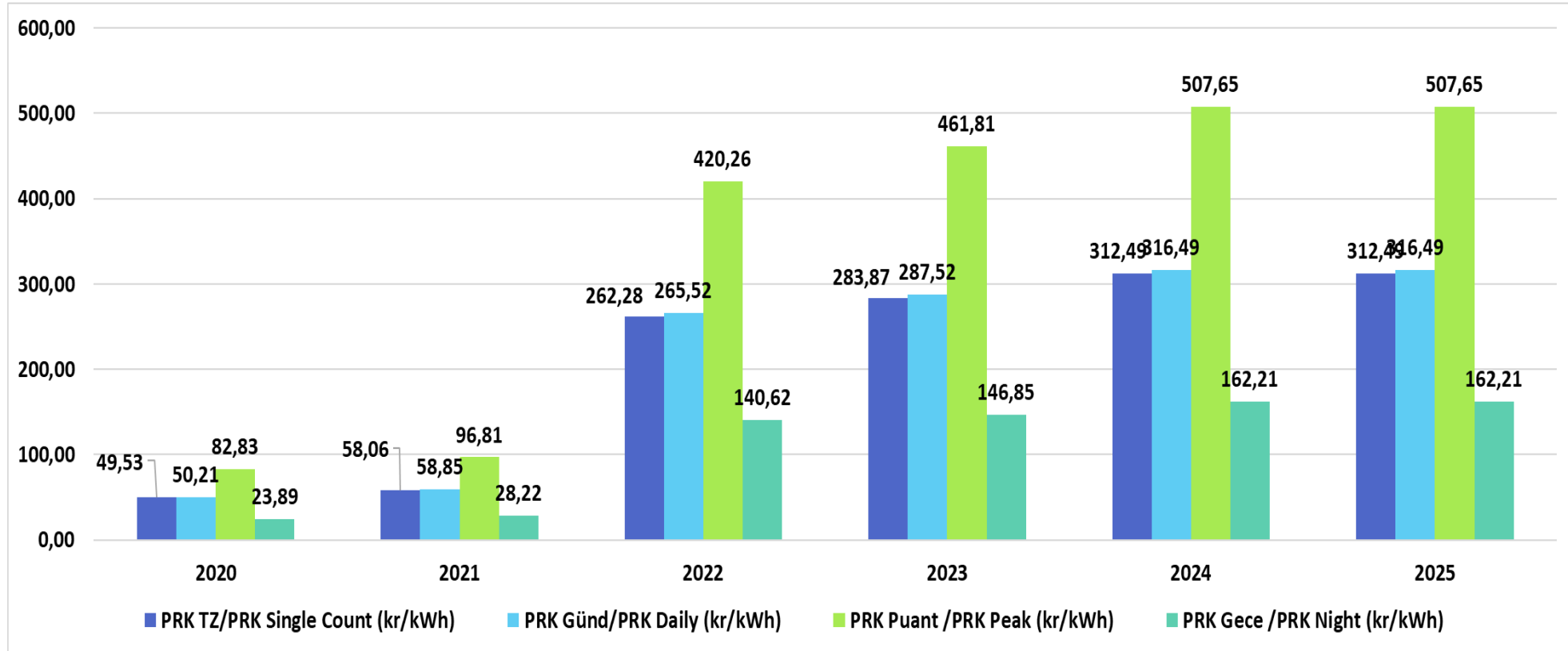
1Sm<sup>3</sup> = 10,64 kWh



## EPDK Dönemlik Fiyat Endeksi ve Oranlar 2025 EPDK Periodic Electricity Index and Ratios OG Çift Terim

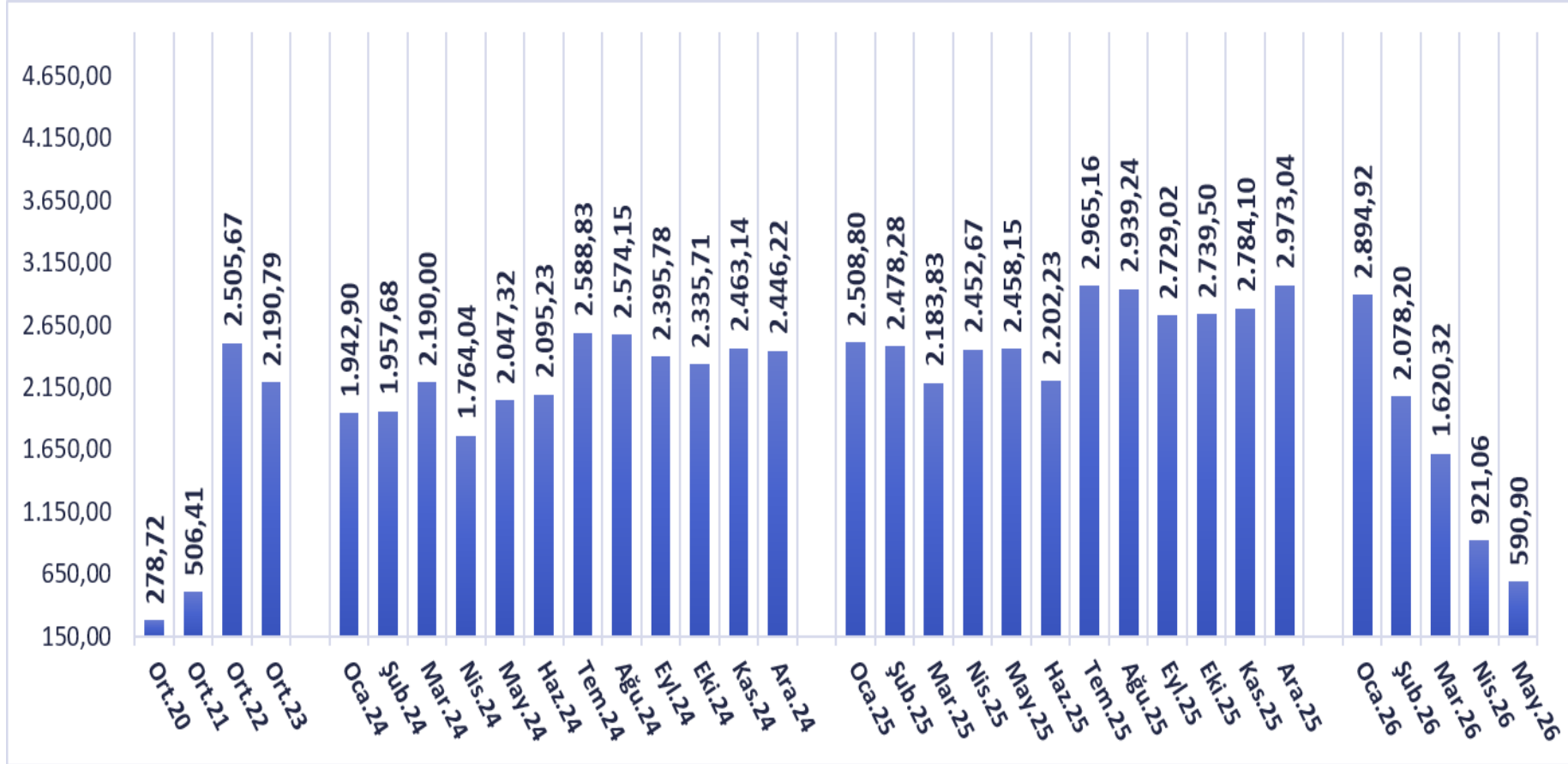


## EPDK Yıllık Fiyat Endeksi ve Oranlar EPDK Yearly Index and Ratios



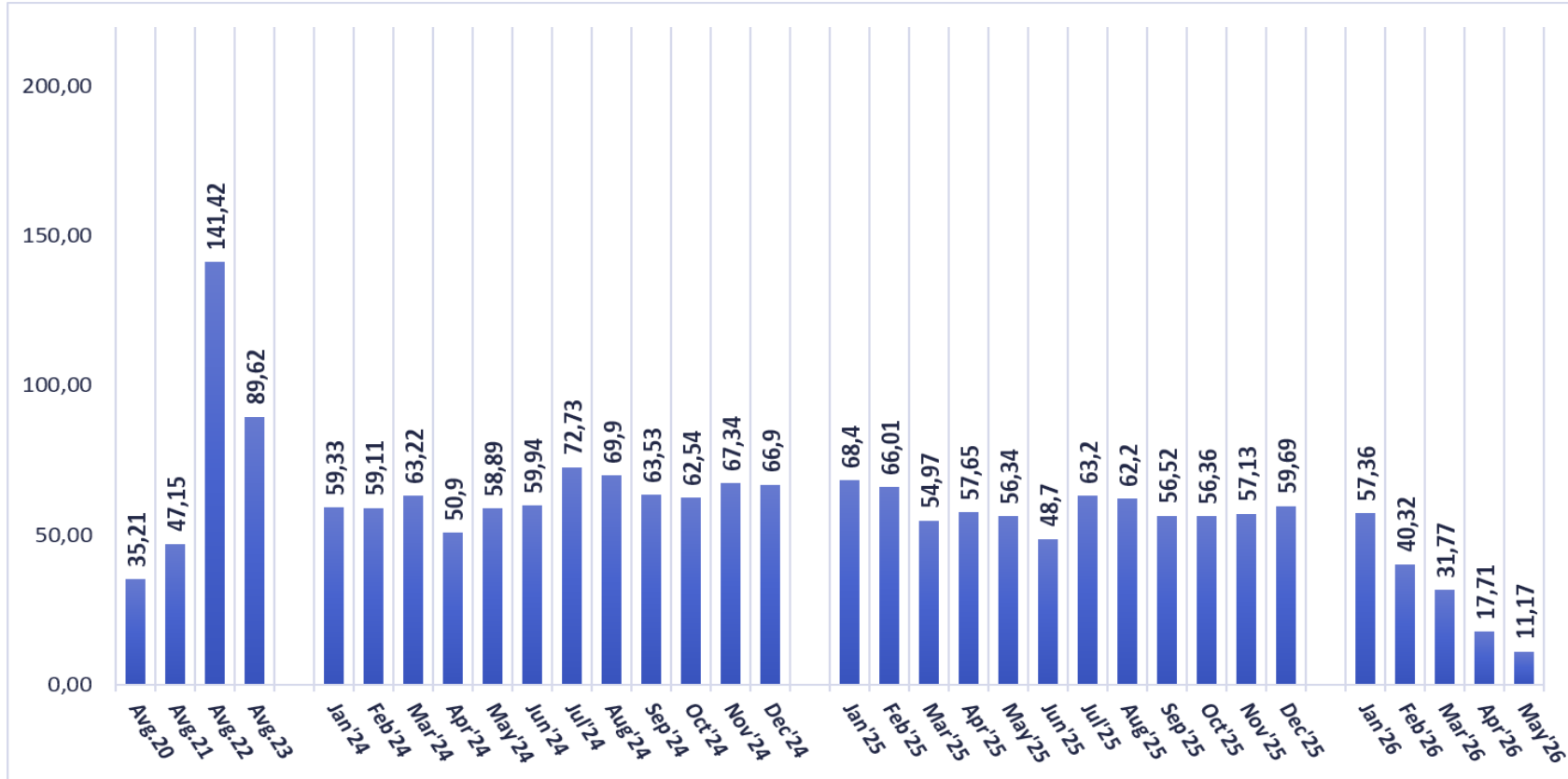
# EPIAŞ PTF & YEKDEM Ortalamaları / EPIAŞ Periodic Weighted Energy Averages

## EPIAŞ Kesinleşmiş Aylık Ağırlıklı Ortalama Piyasa Takas Fiyatı (TL/MWh) EPIAŞ Monthly Weighted Average Market Clearing Prices



# EPIAŞ PTF & YEKDEM Ortalamaları / EPIAŞ Periodic Weighted Energy Averages

## EPIAŞ Kesinleşmiş Aylık Ağırlıklı Ortalama Piyasa Takas Fiyatı (€/MWh) EPIAŞ Monthly Weighted Average Market Clearing Prices

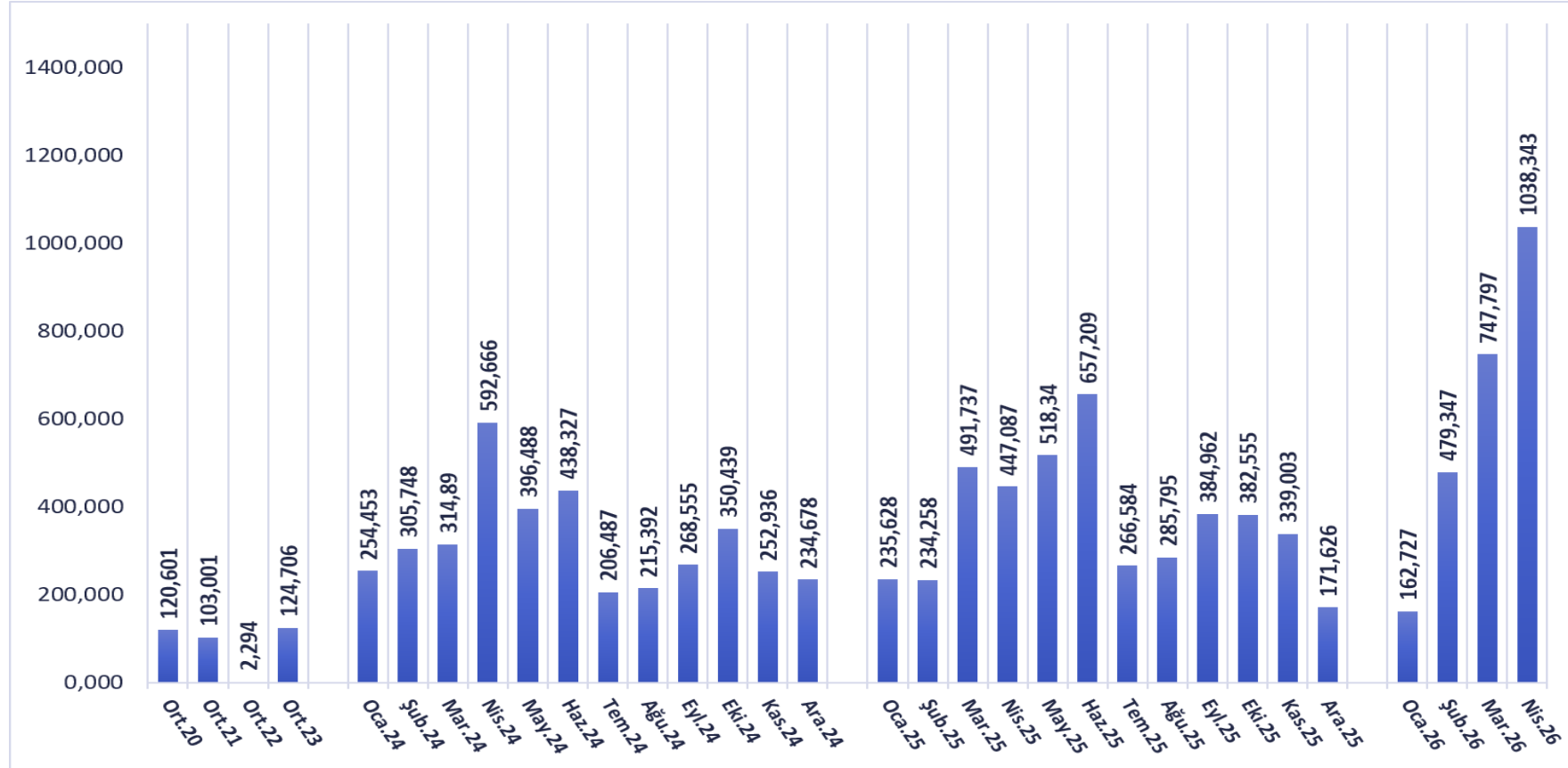


TCMB Avg.	2021	2022	2023	2024	2025	Ocak Jan'26	Şubat Feb'26	Mart Mar'26	Nisan Apr'26	Mayıs May'26
TL / \$	8,84	16,56	23,75	32,83	39,49	43,17	43,66	44,15	44,72	45,42
TL / €	10,43	17,38	25,69	35,53	44,70	50,62	51,67	51,12	52,25	53,07



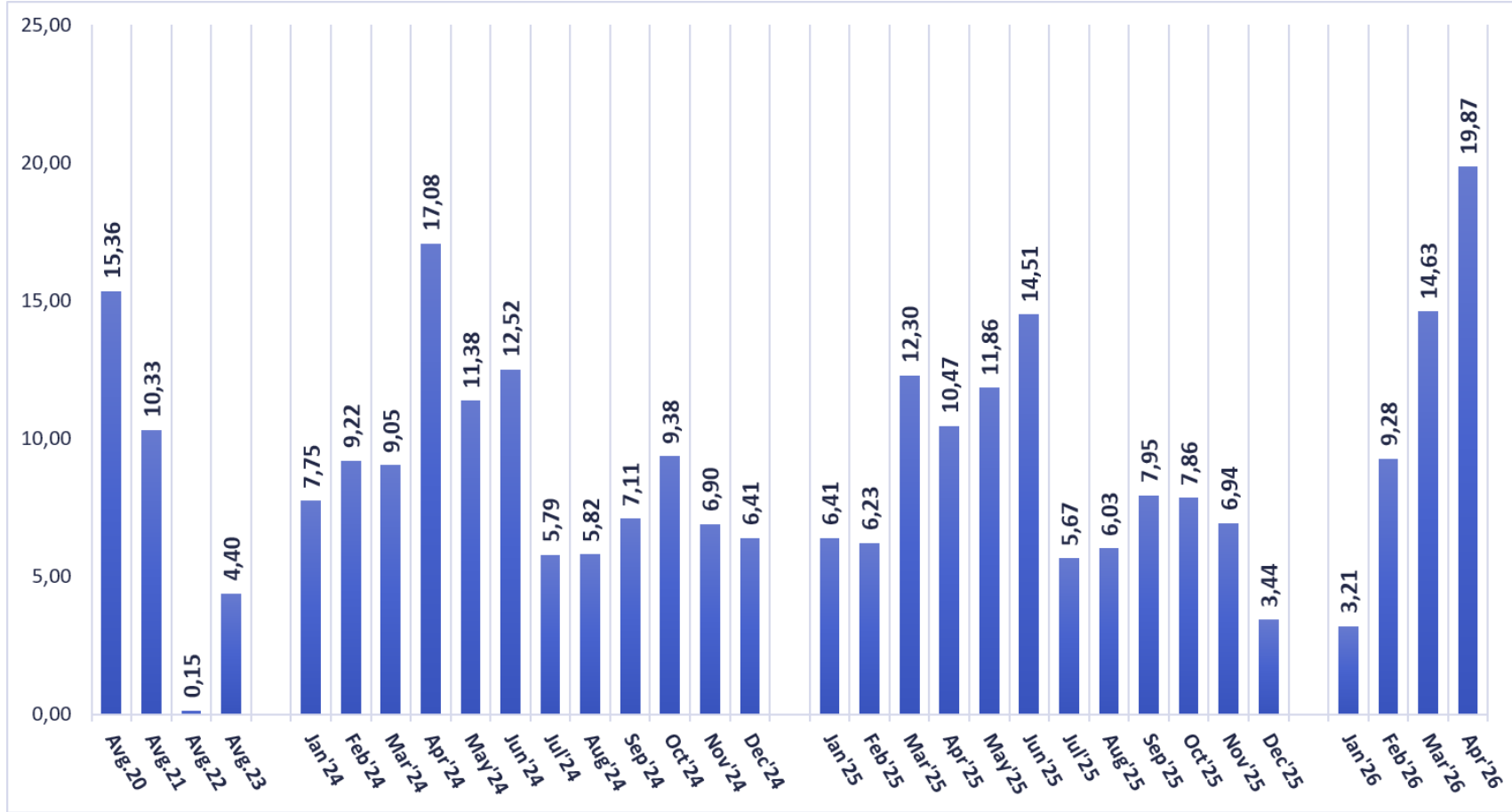
# EPIAŞ PTF & YEKDEM Ortalamaları / EPIAŞ Periodic Weighted Energy Averages

## EPIAŞ Serbest Tüketiciler İçin YEKDEM Birim Fiyat (TL/MWh) EPIAŞ Renewables Support Mechanism Unit Price for Free Consumers (TL/MWh)



# EPIAŞ PTF & YEKDEM Ortalamaları / EPIAŞ Periodic Weighted Energy Averages

## EPIAŞ Serbest Tüketiciler İçin YEKDEM Birim Fiyat (€/MWh) EPIAŞ Renewables Support Mechanism Unit Price for Free Consumers (€/MWh)

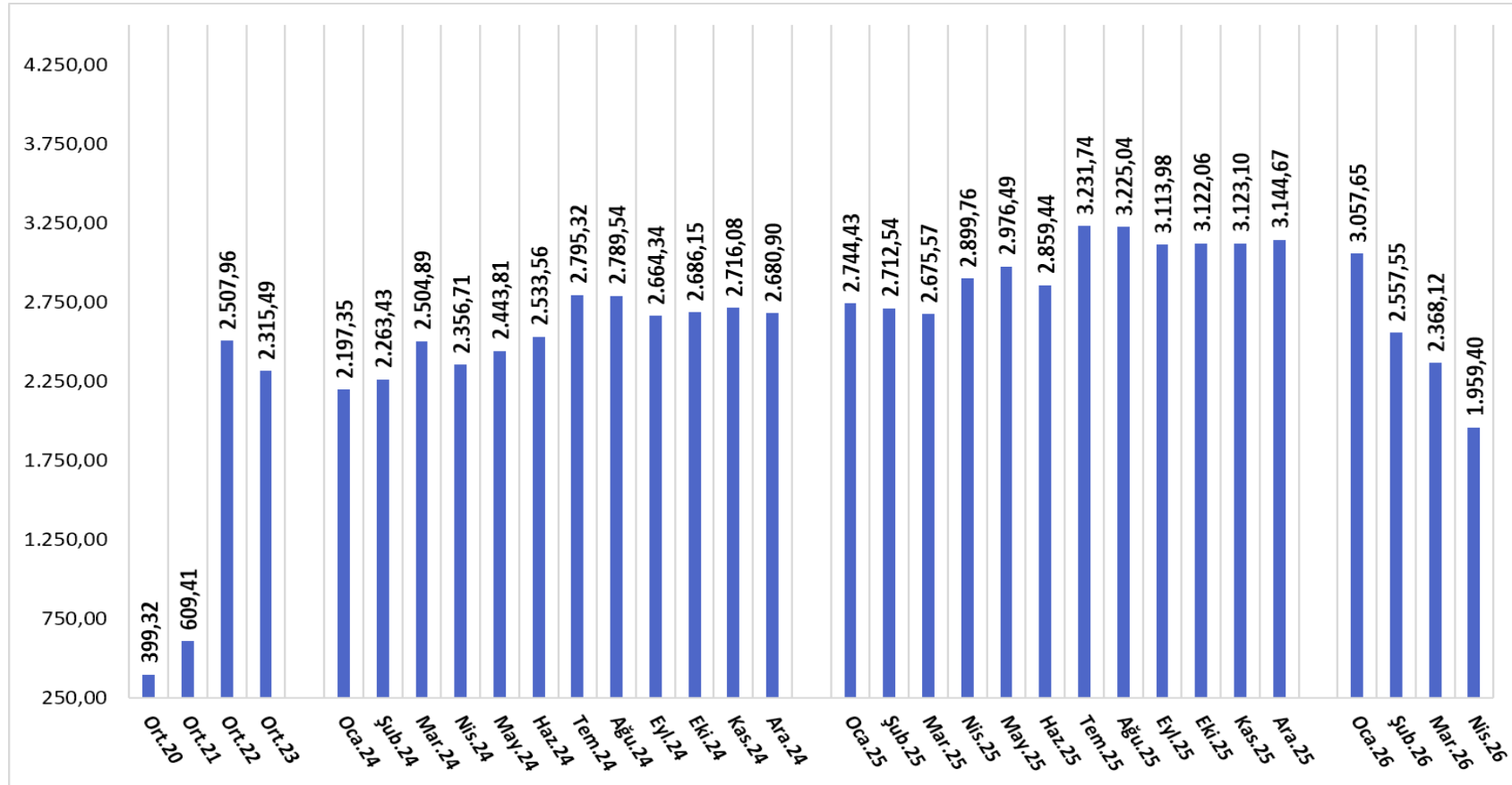


TCMB Avg.	2021	2022	2023	2024	2025	Ocak Jan'26	Şubat Feb'26	Mart Mar'26	Nisan Apr'26	Mayıs May'26
TL / \$	8,84	16,56	23,75	32,83	39,49	43,17	43,66	44,15	44,72	45,42
TL / €	10,43	17,38	25,69	35,53	44,70	50,62	51,67	51,12	52,25	53,07



# EPIAŞ PTF & YEKDEM Ortalamaları / EPIAŞ Periodic Weighted Energy Averages

## EPIAŞ Kesinleşmiş Ortalama PTF & Gerçekleşen YEKDEM Toplamı (TL/MWh) EPIAŞ Realized Average Market Clearing Price + RE Support



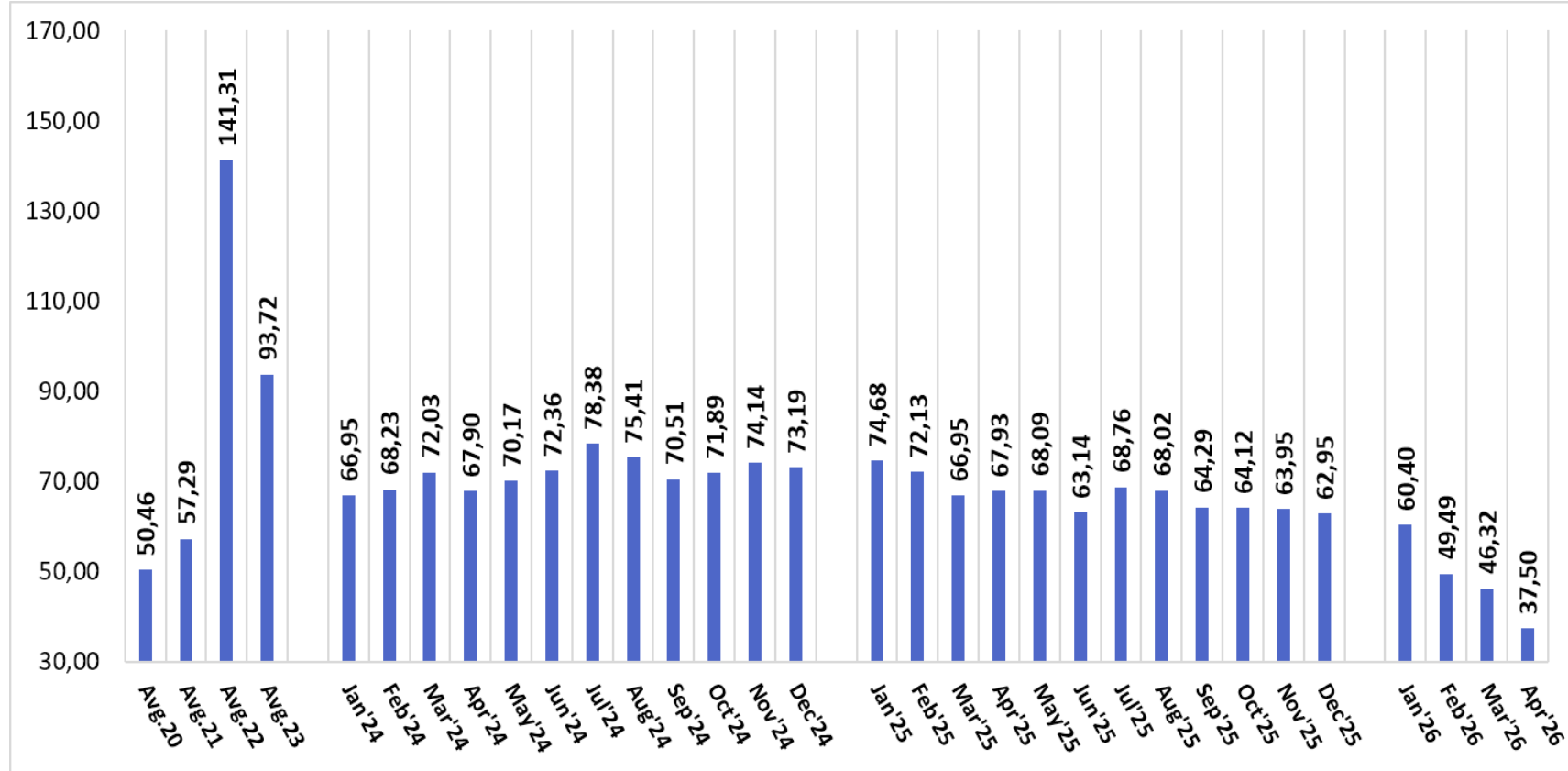
Serbest  
Tüketiciler

Free  
Consumers



# EPIAŞ PTF & YEKDEM Ortalamaları / EPIAŞ Periodic Weighted Energy Averages

## EPIAŞ Kesinleşmiş Ortalama PTF & Gerçekleşen YEKDEM Toplamı (€/MWh) EPIAŞ Realized Average Market Clearing Price + RE Support

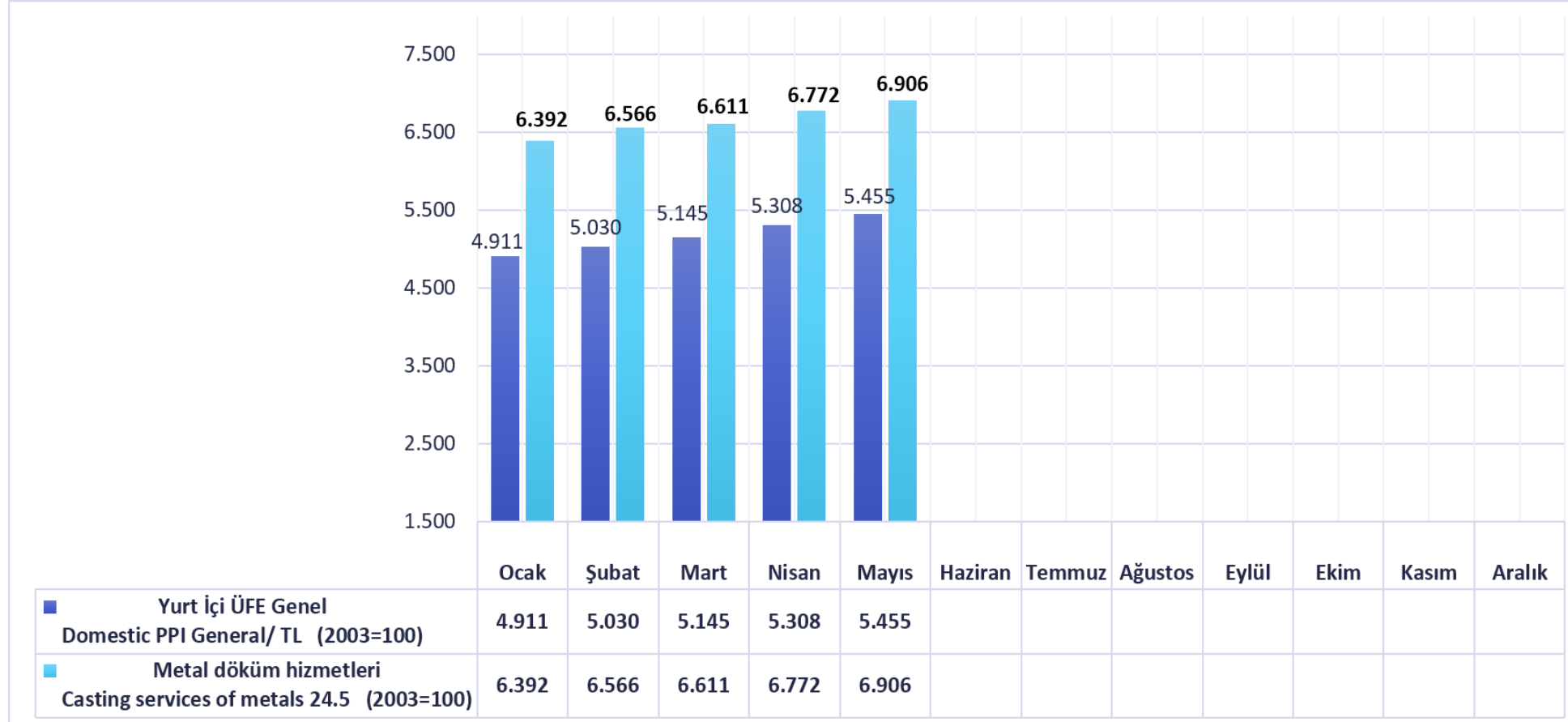


TCMB Avg.	2021	2022	2023	2024	2025	Ocak Jan'26	Şubat Feb'26	Mart Mar'26	Nisan Apr'26	Mayıs May'26
TL / \$	8,84	16,56	23,75	32,83	39,49	43,17	43,66	44,15	44,72	45,42
TL / €	10,43	17,38	25,69	35,53	44,70	50,62	51,67	51,12	52,25	53,07

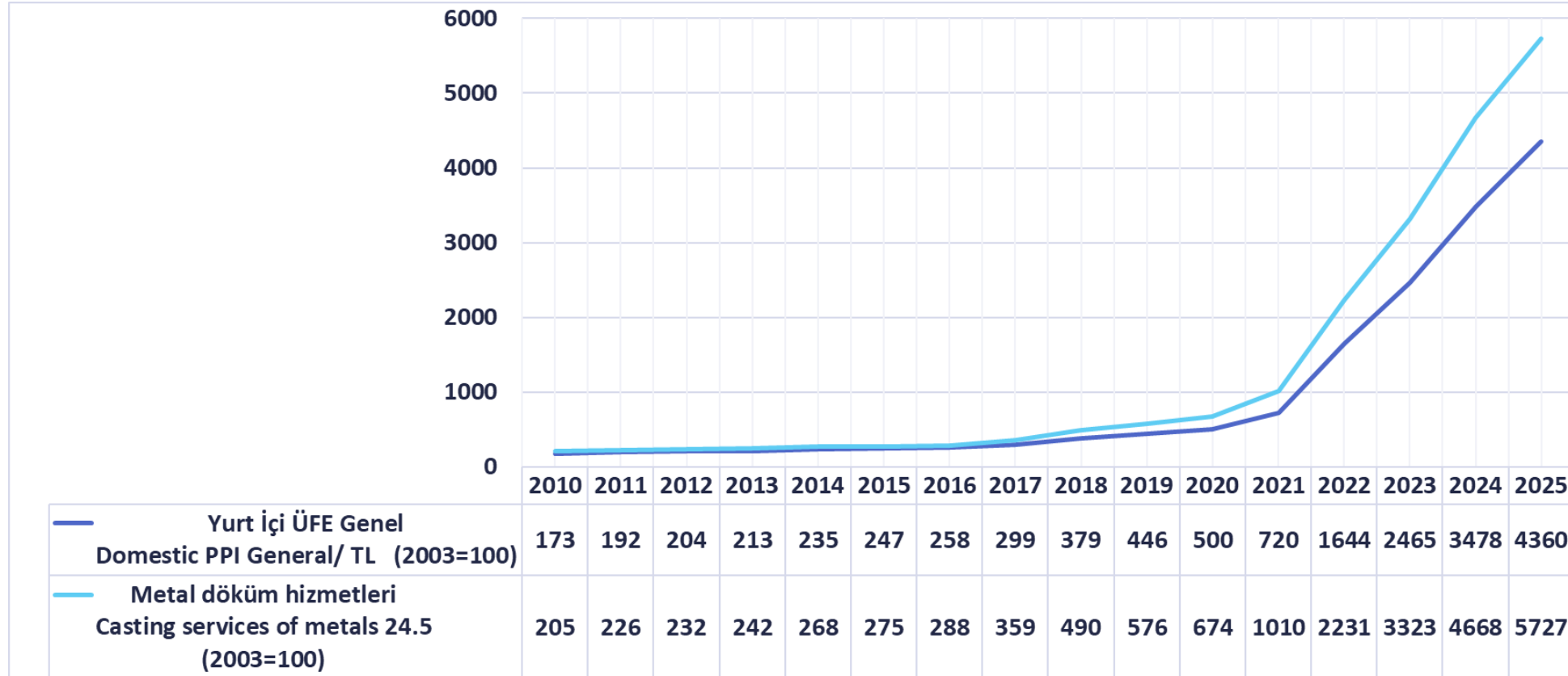


# TÜİK Yurt İçi Üretici Fiyat Endeksleri | TURKSTAT Domestic Producer Price Indexes

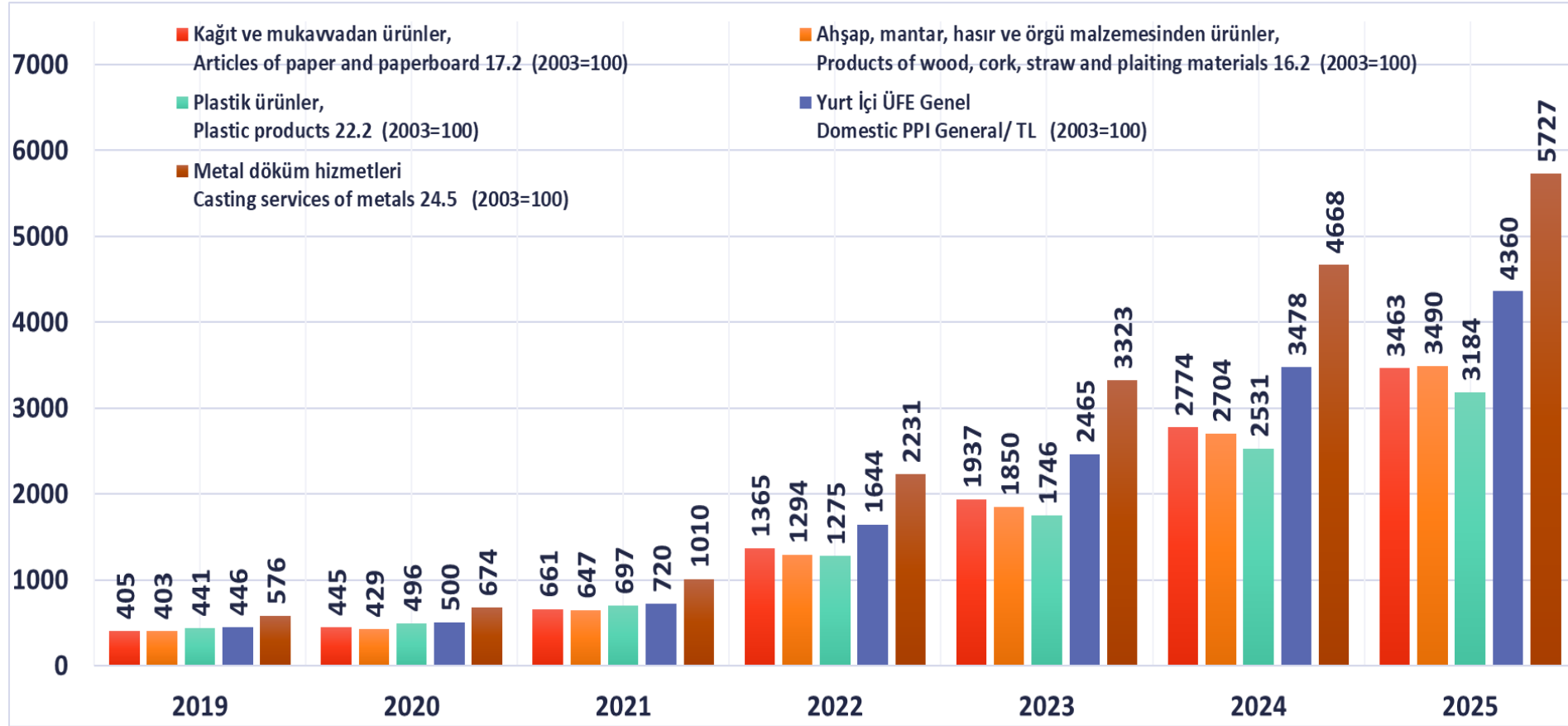
## TÜİK Aylık Yurt İçi Üretici Fiyat Endeksi TURKSTAT Monthly Domestic Producer Price Index (2003 =100)



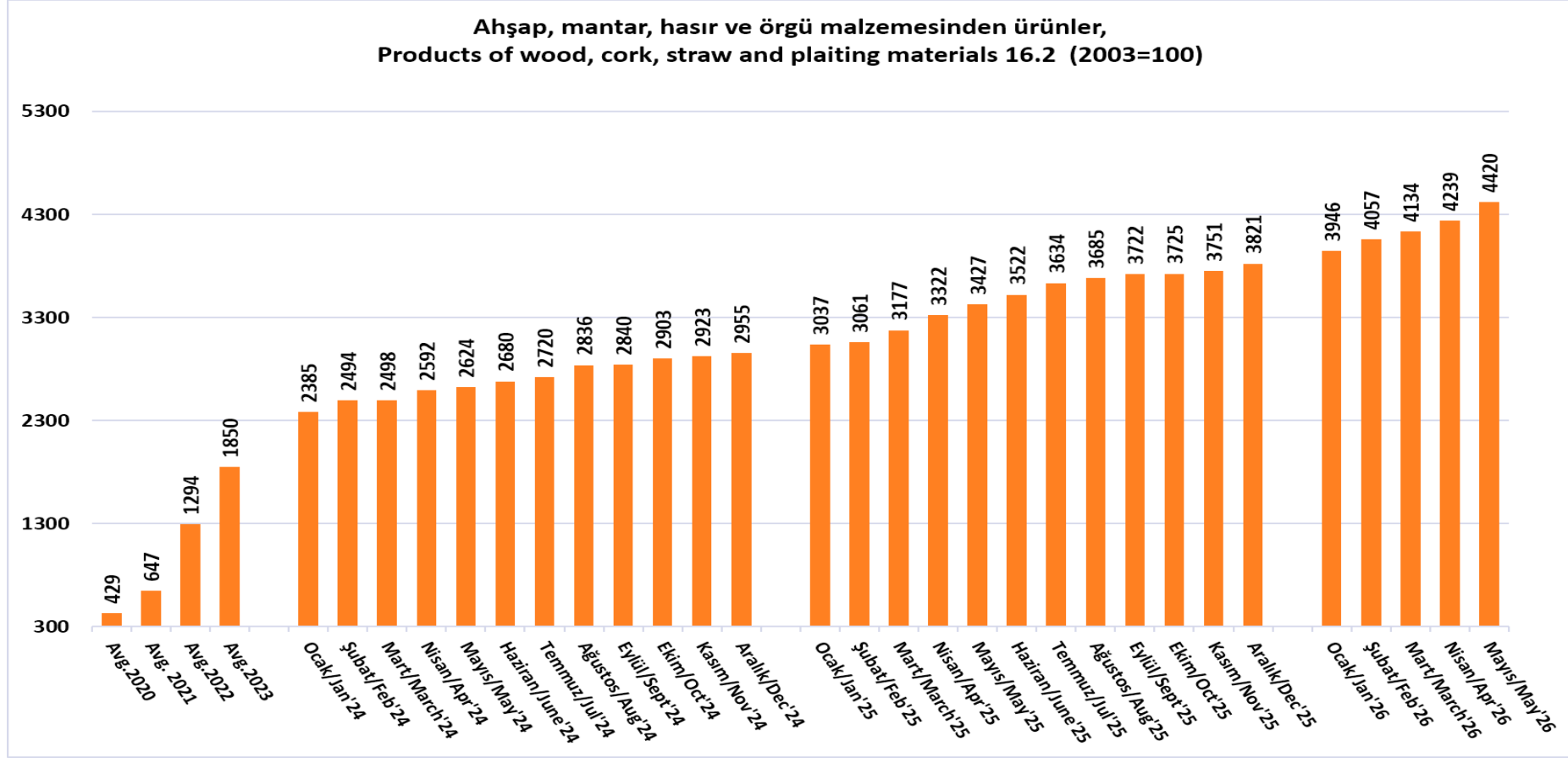
## TÜİK Yıllık Yurt İçi Üretici Fiyat Endeksi TURKSTAT Yearly Domestic Producer Price Index (2003 =100)



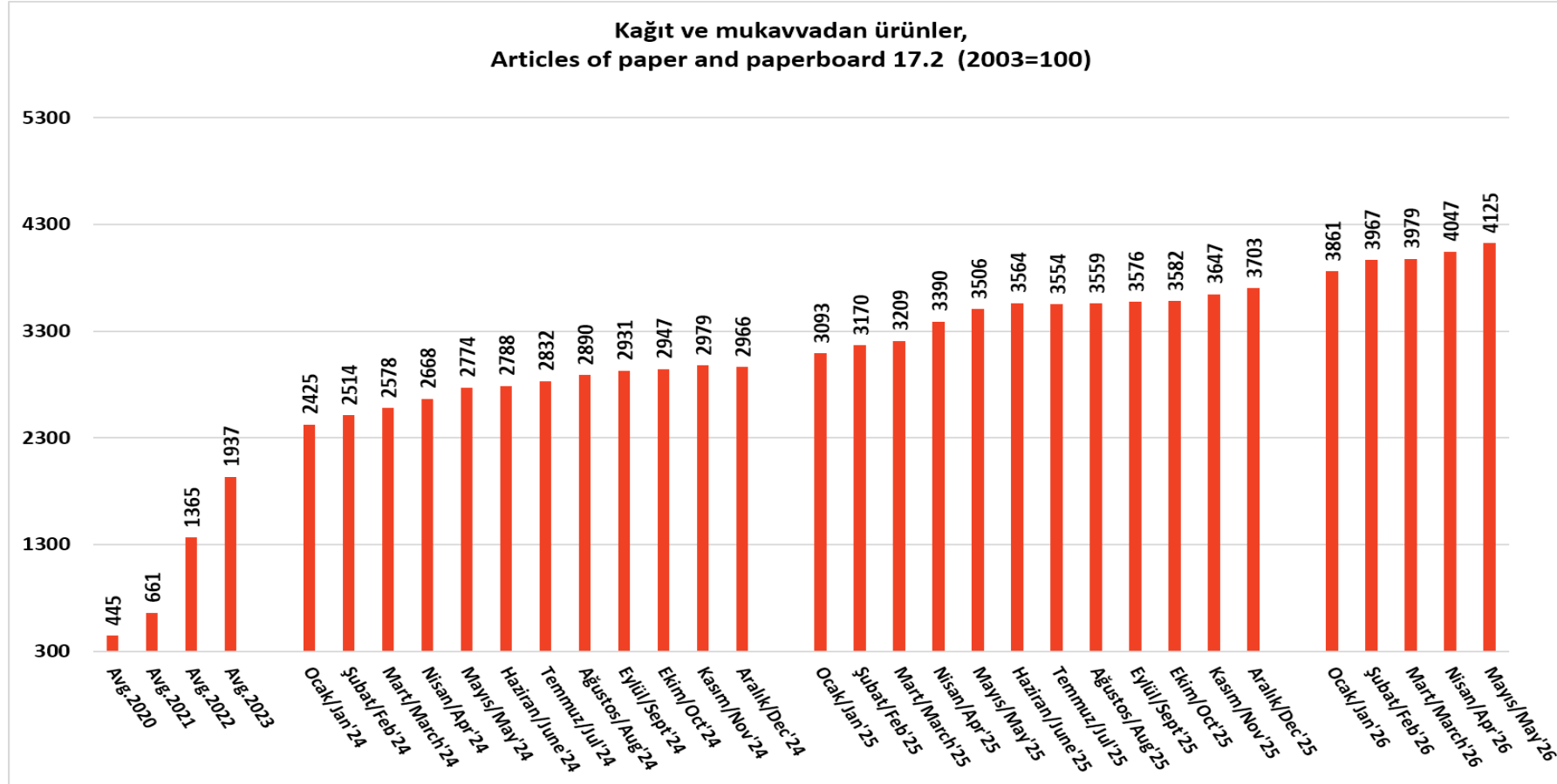
## TÜİK Yıllık Yurt İçi Üretici Fiyat Endeksi TURKSTAT Yearly Domestic Producer Price Index (2003 =100)



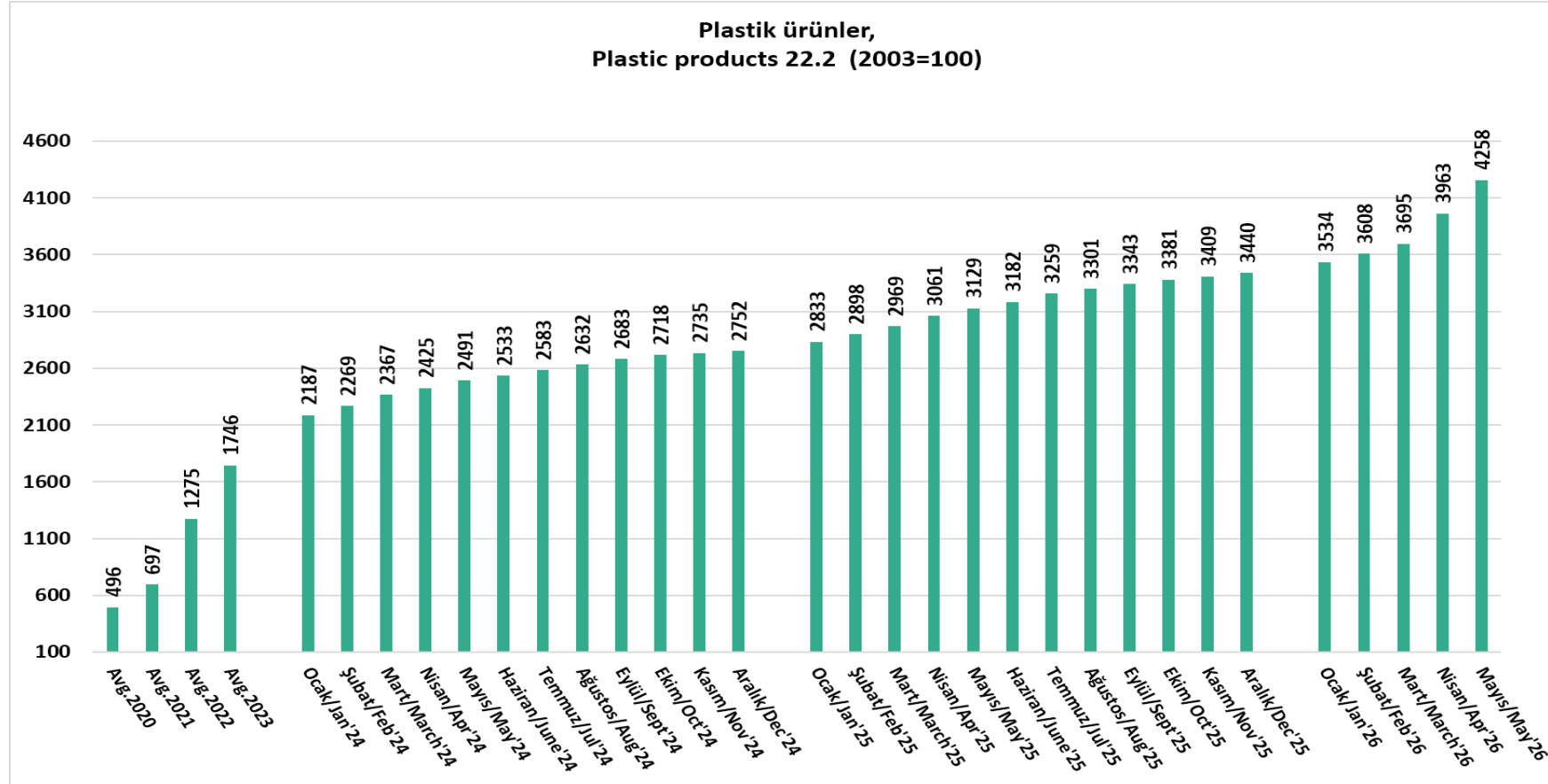
## TÜİK Yıllık Yurt İçi Üretici Fiyat Endeksi TURKSTAT Yearly Domestic Producer Price Index (2003 =100)



## TÜİK Yıllık Yurt İçi Üretici Fiyat Endeksi TURKSTAT Yearly Domestic Producer Price Index (2003 =100)



## TÜİK Yıllık Yurt İçi Üretici Fiyat Endeksi TURKSTAT Yearly Domestic Producer Price Index (2003 =100)



# TCMB Döviz Kurları | TCMB Exchange Rates

## TCMB Aylık Ortalama Satış Döviz Kurları (Dolar) Turkish Central Bank Monthly Average Selling Rate of Exchange (USD)

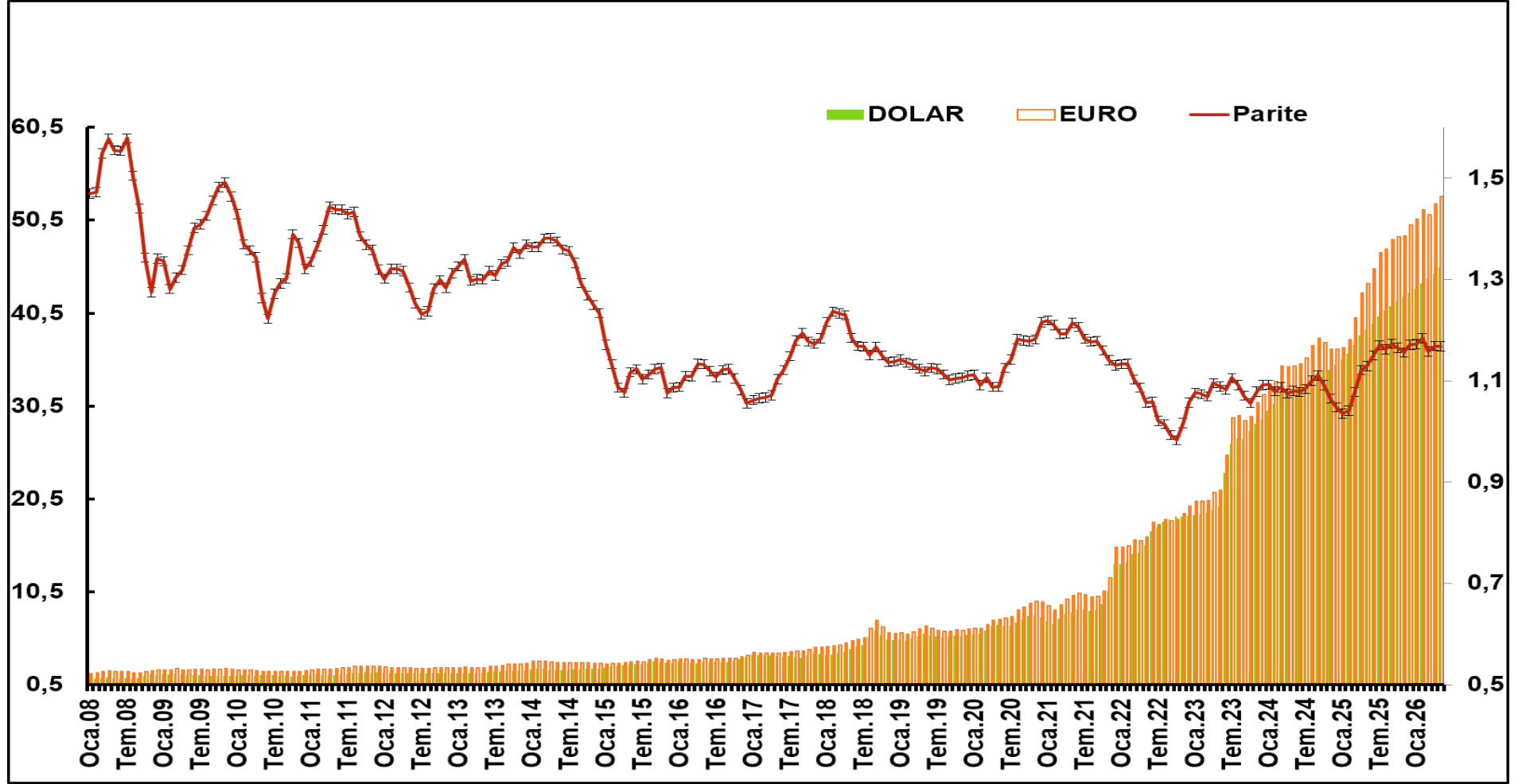
	2010	2011	2012	2013	2014	2015	2016	2017	2018	2019	2020	2021	2022	2023	2024	2025	2026
Ocak	1,478	1,561	1,853	1,773	2,216	2,331	3,012	3,743	3,779	5,380	5,926	7,392	13,517	18,791	30,035	35,494	43,171
Şubat	1,515	1,591	1,760	1,776	2,221	2,494	2,946	3,679	3,787	5,272	6,052	7,087	13,677	18,857	30,737	36,121	43,660
Mart	1,536	1,583	1,787	1,810	2,222	2,587	2,897	3,676	3,884	5,451	6,322	7,628	14,597	18,998	31,982	37,086	44,150
Nisan	1,495	1,523	1,788	1,800	2,131	2,653	2,840	3,656	4,061	5,755	6,836	8,163	14,706	19,338	32,290	38,086	44,723
Mayıs	1,541	1,572	1,804	1,823	2,095	2,648	2,932	3,568	4,407	6,062	6,951	8,345	15,547	19,706	32,255	38,729	45,424
Haziran	1,578	1,602	1,825	1,897	2,119	2,706	2,922	3,526	4,631	5,831	6,820	8,616	17,023	23,321	32,482	39,387	
Temmuz	1,544	1,654	1,814	1,934	2,119	2,694	2,953	3,563	4,759	5,680	6,864	8,613	17,405	26,450	32,897	40,164	
Ağustos	1,510	1,754	1,795	1,960	2,162	2,849	2,967	3,518	5,747	5,624	7,240	8,492	18,033	27,005	33,628	40,801	
Eylül	1,498	1,790	1,805	2,021	2,208	3,009	2,972	3,473	6,369	5,720	7,521	8,513	18,305	26,978	34,031	41,298	
Ekim	1,426	1,835	1,803	1,990	2,263	2,931	3,072	3,670	5,858	5,797	7,892	9,164	18,596	27,840	34,226	41,805	
Kasım	1,435	1,808	1,794	2,025	2,236	2,877	3,271	3,881	5,397	5,740	8,007	10,556	18,625	28,628	34,410	42,246	
Aralık	1,519	1,867	1,787	2,061	2,291	2,923	3,489	3,856	5,310	5,848	7,747	13,533	18,670	29,078	34,962	42,662	
<b>ORT</b>	<b>1,506</b>	<b>1,678</b>	<b>1,801</b>	<b>1,906</b>	<b>2,190</b>	<b>2,725</b>	<b>3,023</b>	<b>3,651</b>	<b>4,832</b>	<b>5,680</b>	<b>7,015</b>	<b>8,842</b>	<b>16,558</b>	<b>23,749</b>	<b>32,828</b>	<b>39,490</b>	<b>44,226</b>

# TCMB Döviz Kurları | TCMB Exchange Rates

## TCMB Aylık Ortalama Satış Döviz Kurları (Euro) Turkish Central Bank Monthly Average Selling Rate of Exchange (EUR)

	2010	2011	2012	2013	2014	2015	2016	2017	2018	2019	2020	2021	2022	2023	2024	2025	2026
Ocak	2,112	2,083	2,411	2,351	3,022	2,730	3,277	3,974	4,596	6,145	6,589	9,009	15,311	20,228	32,818	36,747	50,622
Şubat	2,074	2,173	2,325	2,378	3,029	2,826	3,269	3,920	4,683	5,987	6,605	8,574	15,502	20,250	33,171	37,606	51,674
Mart	2,086	2,212	2,360	2,348	2,944	2,811	3,212	3,923	4,789	6,171	6,990	9,095	16,096	20,309	34,776	39,963	51,123
Nisan	2,009	2,198	2,353	2,340	2,944	2,857	3,219	3,917	4,993	6,467	7,436	9,737	15,982	21,185	34,709	42,689	52,250
Mayıs	1,946	2,261	2,317	2,369	2,881	2,957	3,321	3,936	5,218	6,781	7,564	10,134	16,424	21,457	34,829	43,715	53,067
Haziran	1,928	2,304	2,287	2,499	2,881	3,039	3,269	3,954	5,412	6,563	7,677	10,393	18,018	25,244	35,015	45,284	
Temmuz	1,964	2,363	2,234	2,530	2,875	2,972	3,271	4,094	5,556	6,378	7,839	10,188	17,768	29,239	35,662	46,999	
Ağustos	1,951	2,515	2,221	2,608	2,881	3,169	3,327	4,149	6,612	6,258	8,558	9,997	18,293	29,479	36,989	47,415	
Eylül	1,951	2,480	2,314	2,699	2,854	3,380	3,338	4,146	7,428	6,302	8,871	10,032	18,176	28,878	37,788	48,440	
Ekim	1,980	2,511	2,341	2,711	2,871	3,299	3,393	4,322	6,736	6,402	9,295	10,630	18,279	29,396	37,365	48,694	
Kasım	1,969	2,456	2,302	2,735	2,793	3,095	3,538	4,551	6,135	6,352	9,465	12,041	18,933	30,877	36,634	48,840	
Aralık	2,006	2,463	2,345	2,821	2,830	3,175	3,683	4,565	6,043	6,492	9,417	15,301	19,734	31,747	36,627	49,954	
<b>ORT</b>	<b>1,998</b>	<b>2,335</b>	<b>2,317</b>	<b>2,532</b>	<b>2,900</b>	<b>3,026</b>	<b>3,343</b>	<b>4,121</b>	<b>5,683</b>	<b>6,358</b>	<b>8,025</b>	<b>10,428</b>	<b>17,376</b>	<b>25,691</b>	<b>35,532</b>	<b>44,696</b>	<b>51,747</b>

# TCMB Döviz Kurları | TCMB Exchange Rates





**TÜRKİYE DÖKÜM  
SANAYİCİLERİ  
DERNEĞİ**  
THE TURKISH FOUNDRY  
ASSOCIATION

# MAYIS AYI PİYASA GÖSTERGELERİ

## MARKET INDICATORS – MAY

12.06.2026



-  /Turkish Foundry Association
-  /Tüdöksad @TurkDokum
-  /Tüdöksad - Türkiye Döküm Sanayicileri Derneği
-  /tudoksad1976
-  /Türkiye Döküm Sanayicileri Derneği

[akademi.tudoksad.org.tr](http://akademi.tudoksad.org.tr)  
[www.dokumhane.net](http://www.dokumhane.net)



The World  
Foundry  
Organization

