



**TÜRKİYE DÖKÜM  
SANAYİCİLERİ  
DERNEĞİ**  
THE TURKISH FOUNDRY  
ASSOCIATION



# HAZİRAN AYI PİYASA GÖSTERGELERİ MARKET INDICATORS – JUNE

06.07.2026



-  /Turkish Foundry Association
-  /Tüdöksad @TurkDokum
-  /Tüdöksad - Türkiye Döküm Sanayicileri Derneği
-  /tudoksad1976
-  /Türkiye Döküm Sanayicileri Derneği

[akademi.tudoksad.org.tr](http://akademi.tudoksad.org.tr)  
[www.dokumhane.net](http://www.dokumhane.net)



The World  
Foundry  
Organization





[FEAF Hammadde Endeksleri / International Raw Material Indexes \(3\)](#)

[Metals Hub Ferro Alaşım Endeksleri / Metals Hub Ferro Alloy Indexes ÜYE ÖZEL](#)

[LMĖ Alüminyum&Nikel Aylık Ortalama / LME Aluminium&Nikel Cash-Settlements \(4-5\)](#)

[EPIAŞ Doğal Gaz Göstergeleri / EPIAŞ Natural Gas References \(6\)](#)

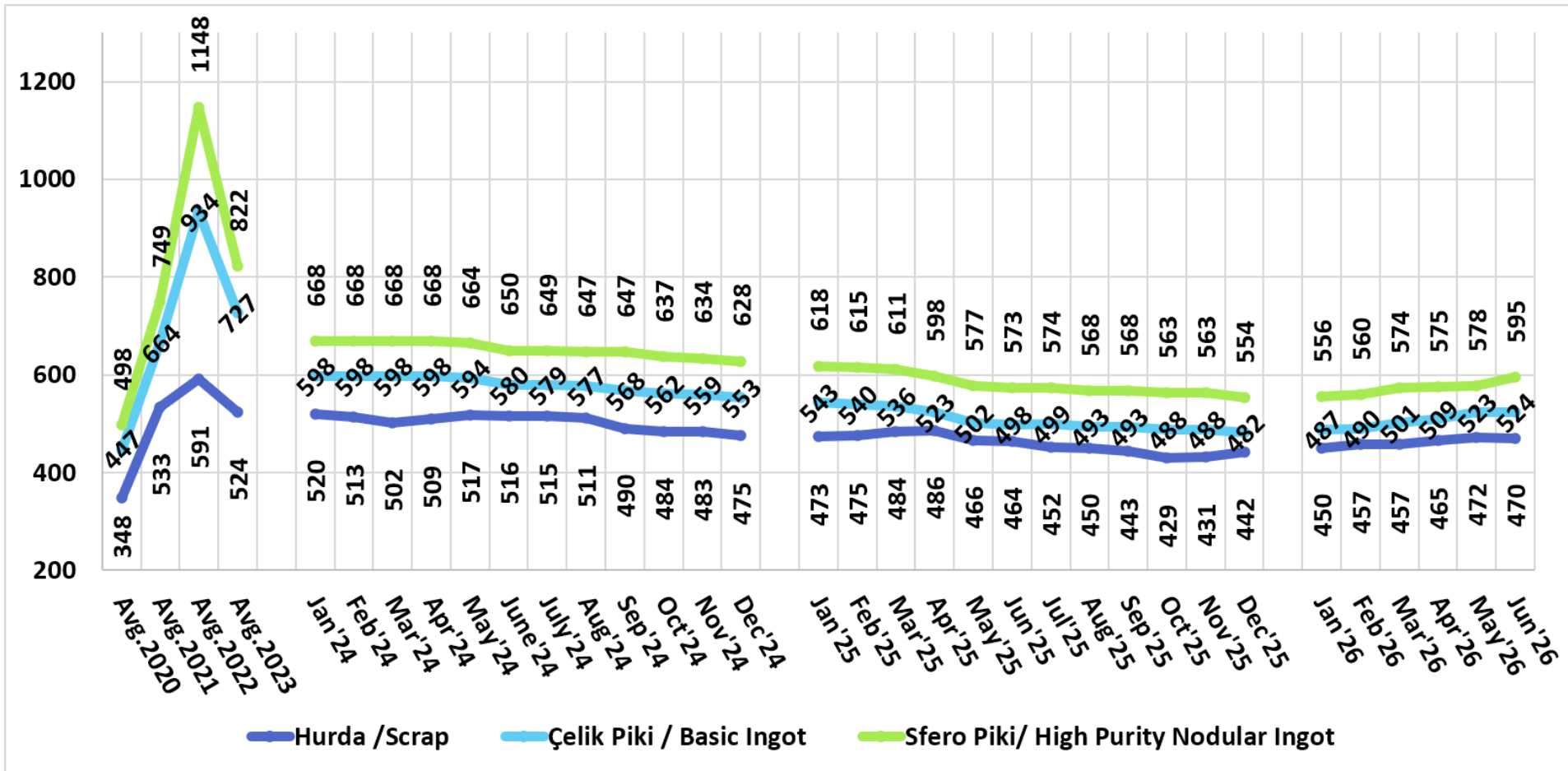
[EPDK Dönemlik & Yıllık Endeksleri / EPDK Periodic Electricity Index and Ratios \(7-8\)](#)

[EPIAŞ PTF & YEKDEM Ortalamaları / EPIAŞ Periodic Weighted Energy Averages \(9-14\)](#)

[TÜİK Yurt İçi Üretici Fiyat Endeksleri / TURKSTAT Domestic Producer Price Indexes \(15-20\)](#)

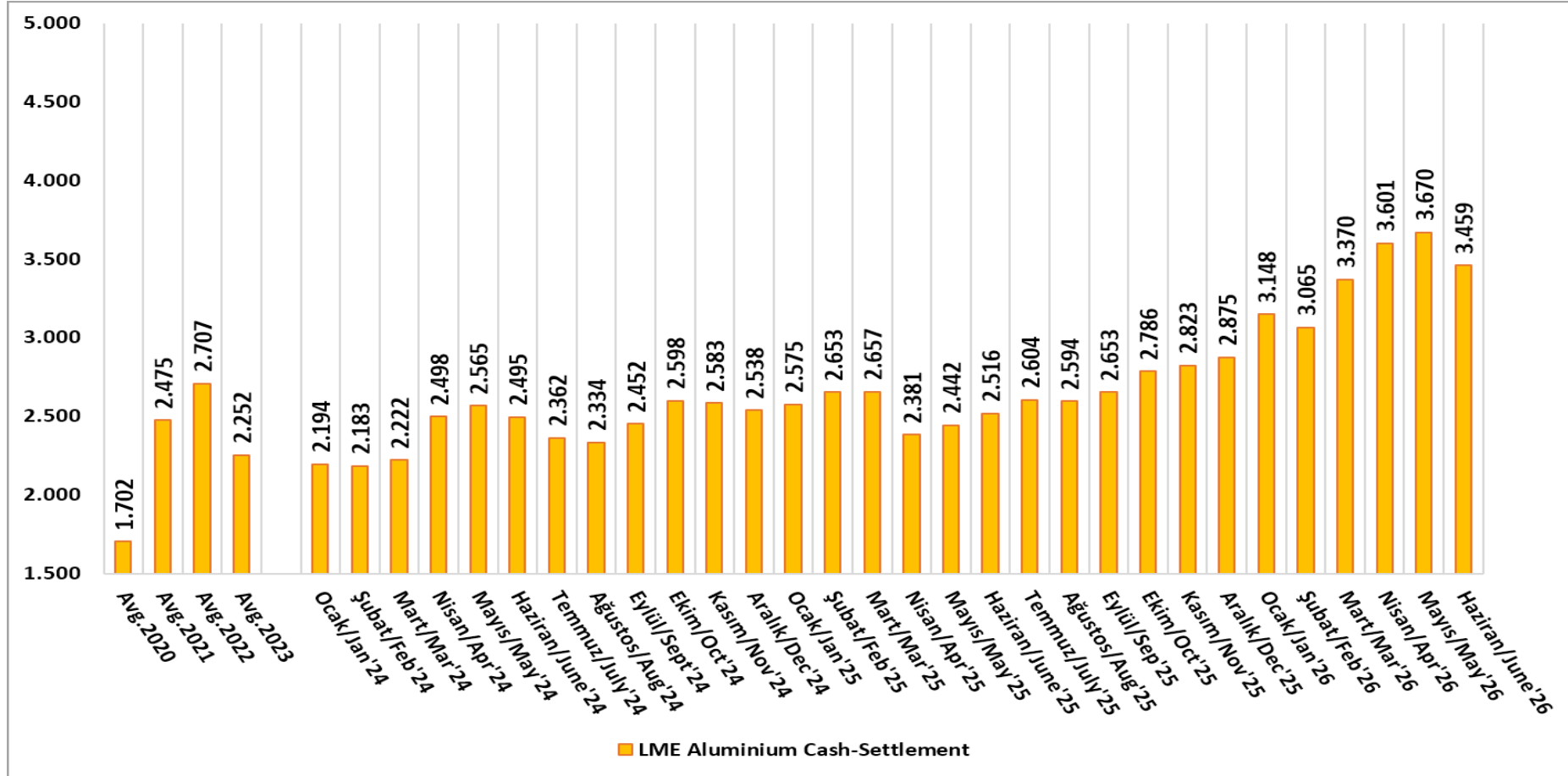
[TCMB Döviz Kurları / TCMB Exchange Rates \(21-23\)](#)

# FEAF Hammadde Fiyatları | FEAF Raw Material Prices (€/Ton)



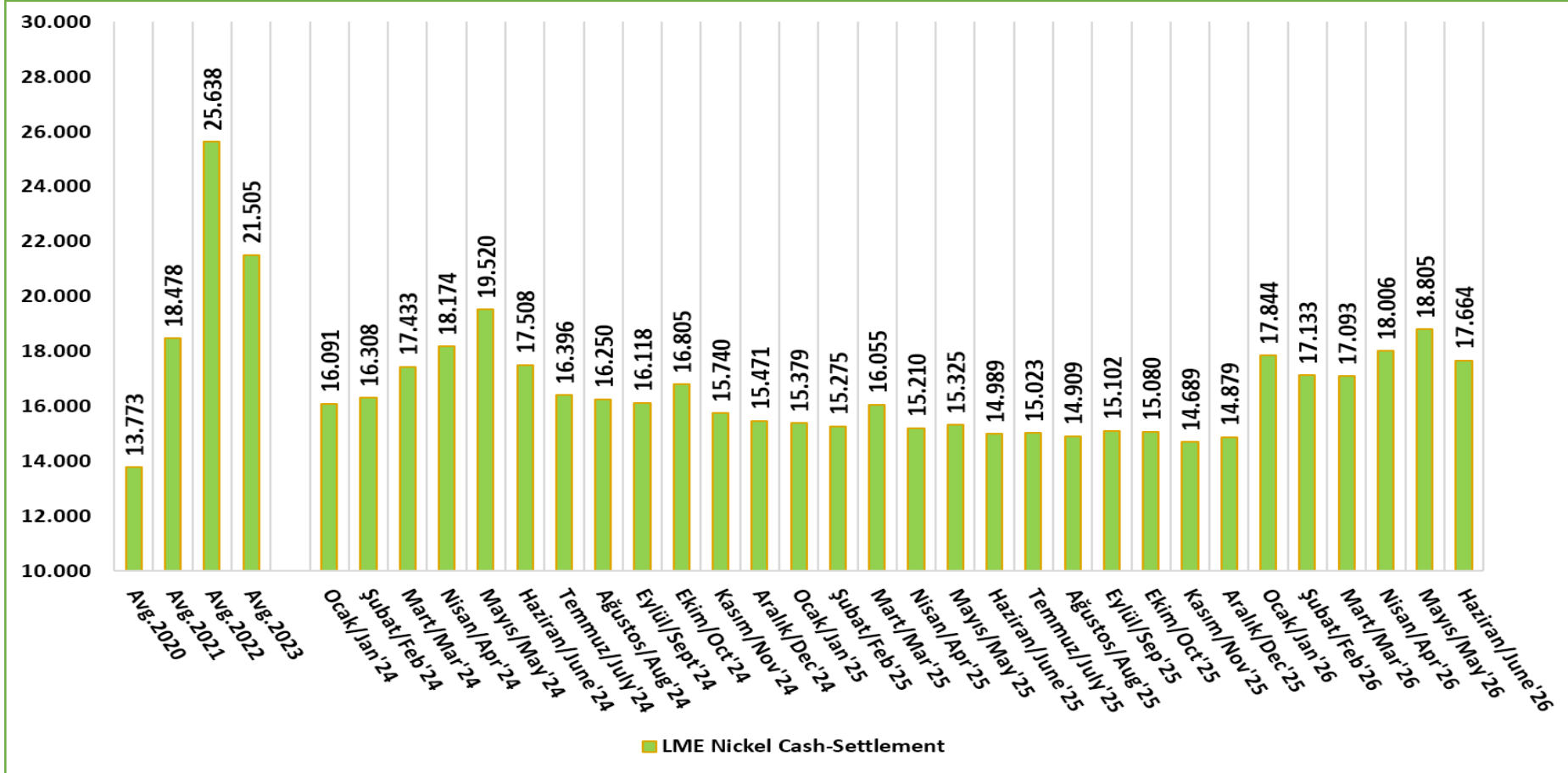
# LME Alüminyum / LME Aluminium

## LME Alüminyum Aylık Ortalama | LME Aluminium Cash-Settlement (USD/ton)



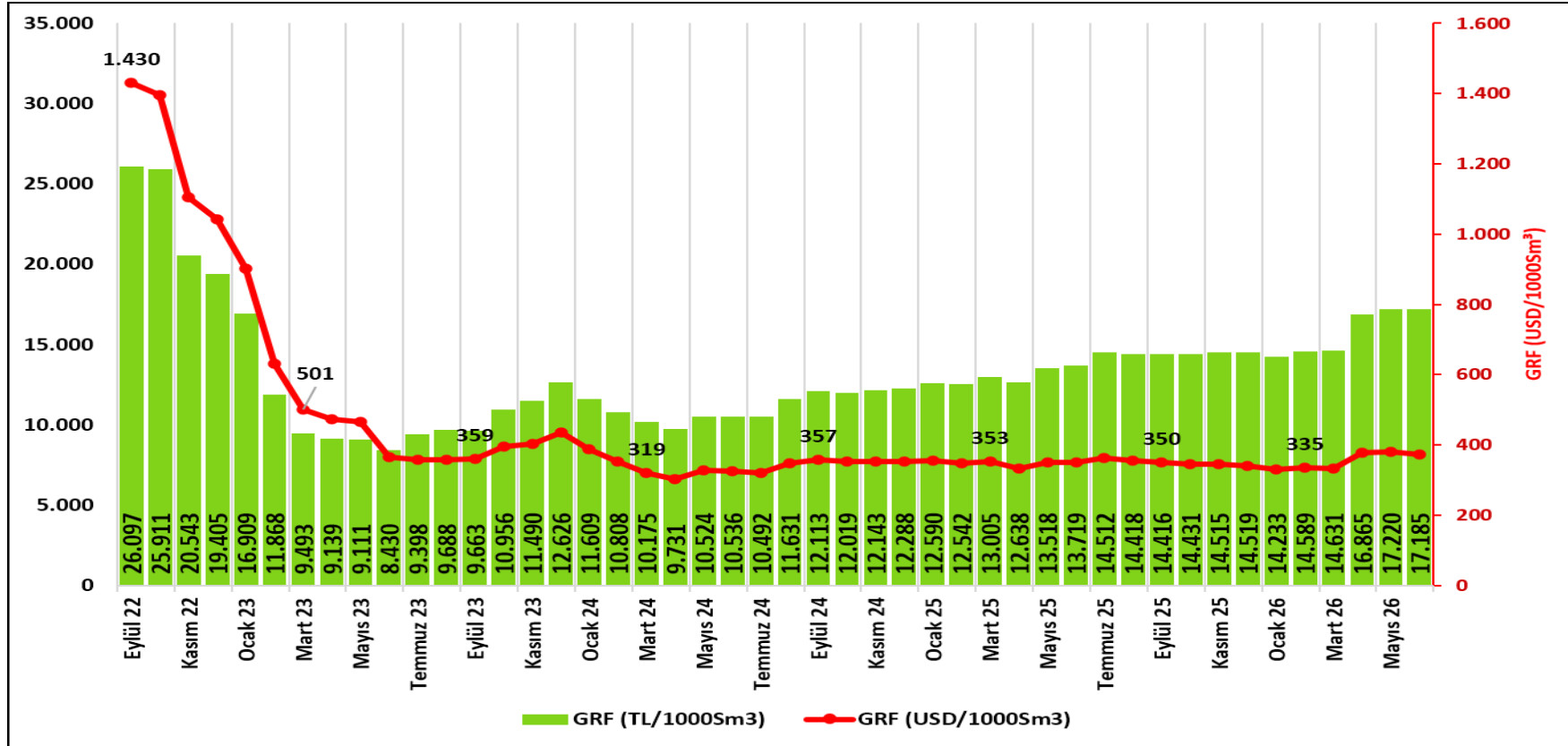
# LME Nikel / LME Nickel

## LME Nikel Aylık Ortalama | LME Nickel Cash-Settlement (USD/ton)



# EPIAŞ Doğal Gaz Fiyatları / EPIAŞ Natural Gas References

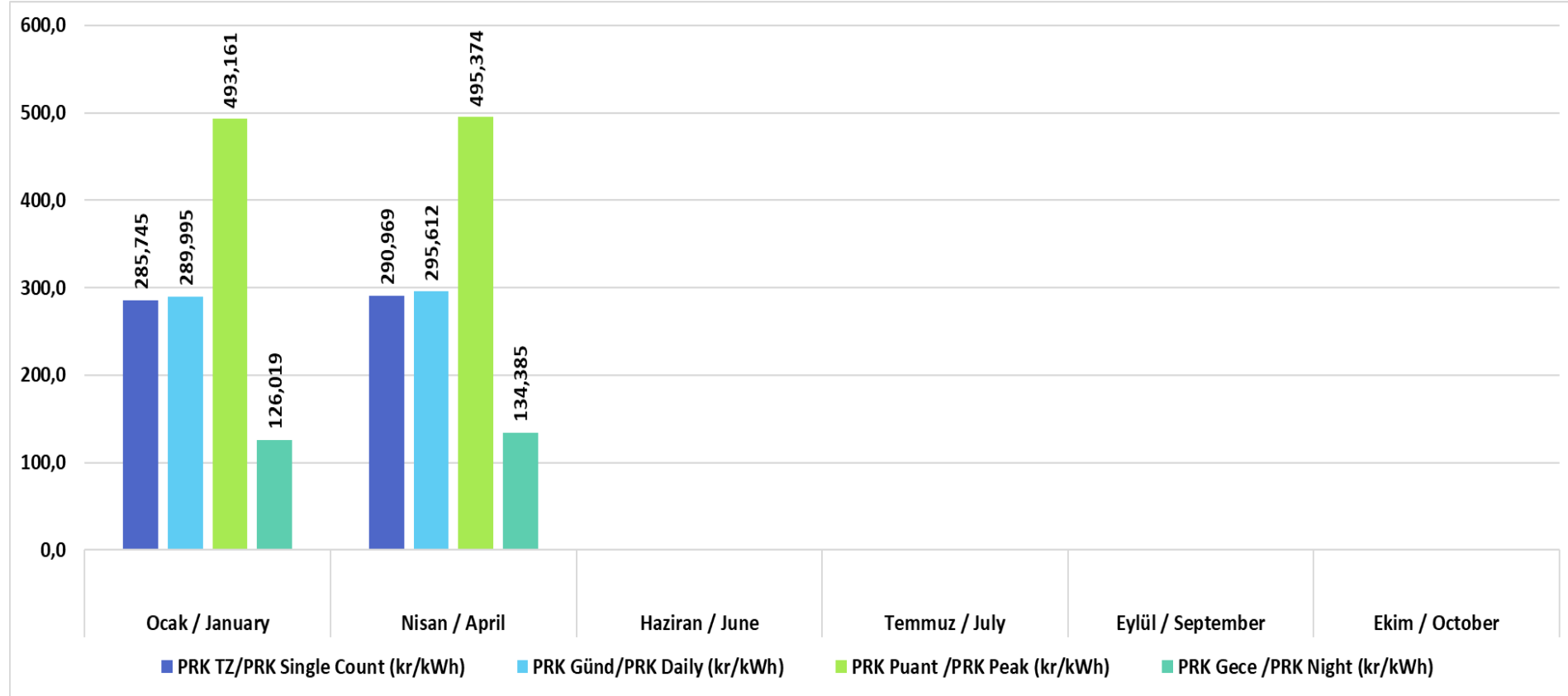
## Doğal Gaz Spot Piyasa Günlük Referans Fiyatı (GRF) Natural Gas Spot Markets Daily Reference Price (DRP)



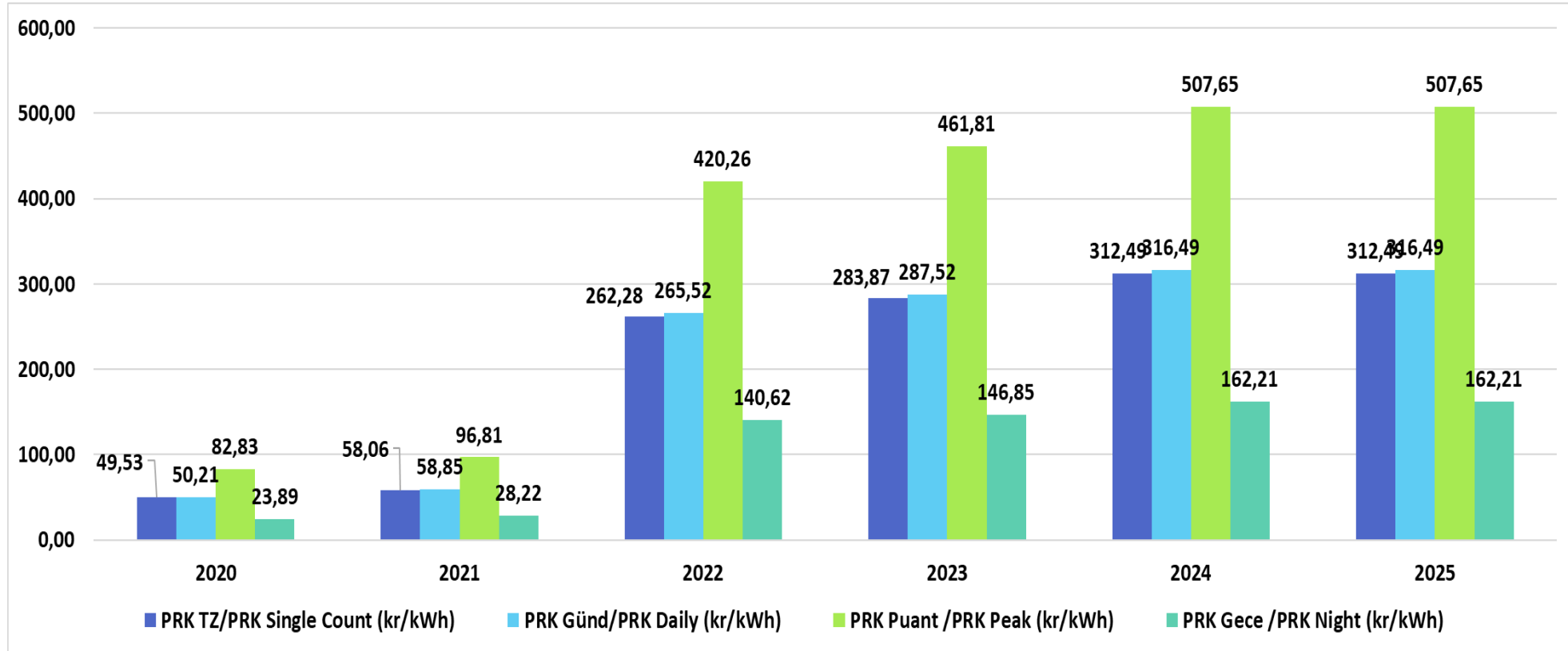
1Sm<sup>3</sup> = 10,64 kWh



## EPDK Dönemlik Fiyat Endeksi ve Oranlar 2025 EPDK Periodic Electricity Index and Ratios OG Çift Terim

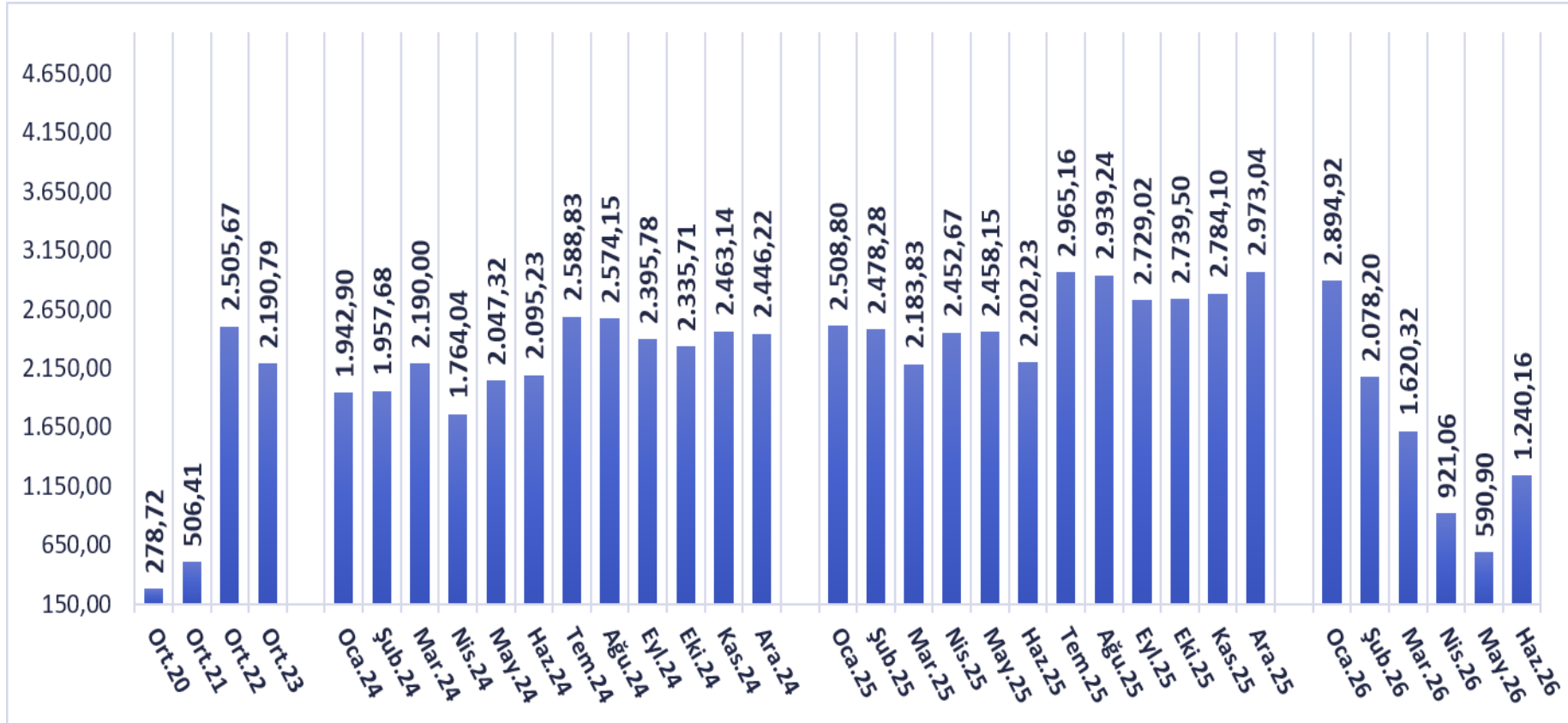


## EPDK Yıllık Fiyat Endeksi ve Oranlar EPDK Yearly Index and Ratios



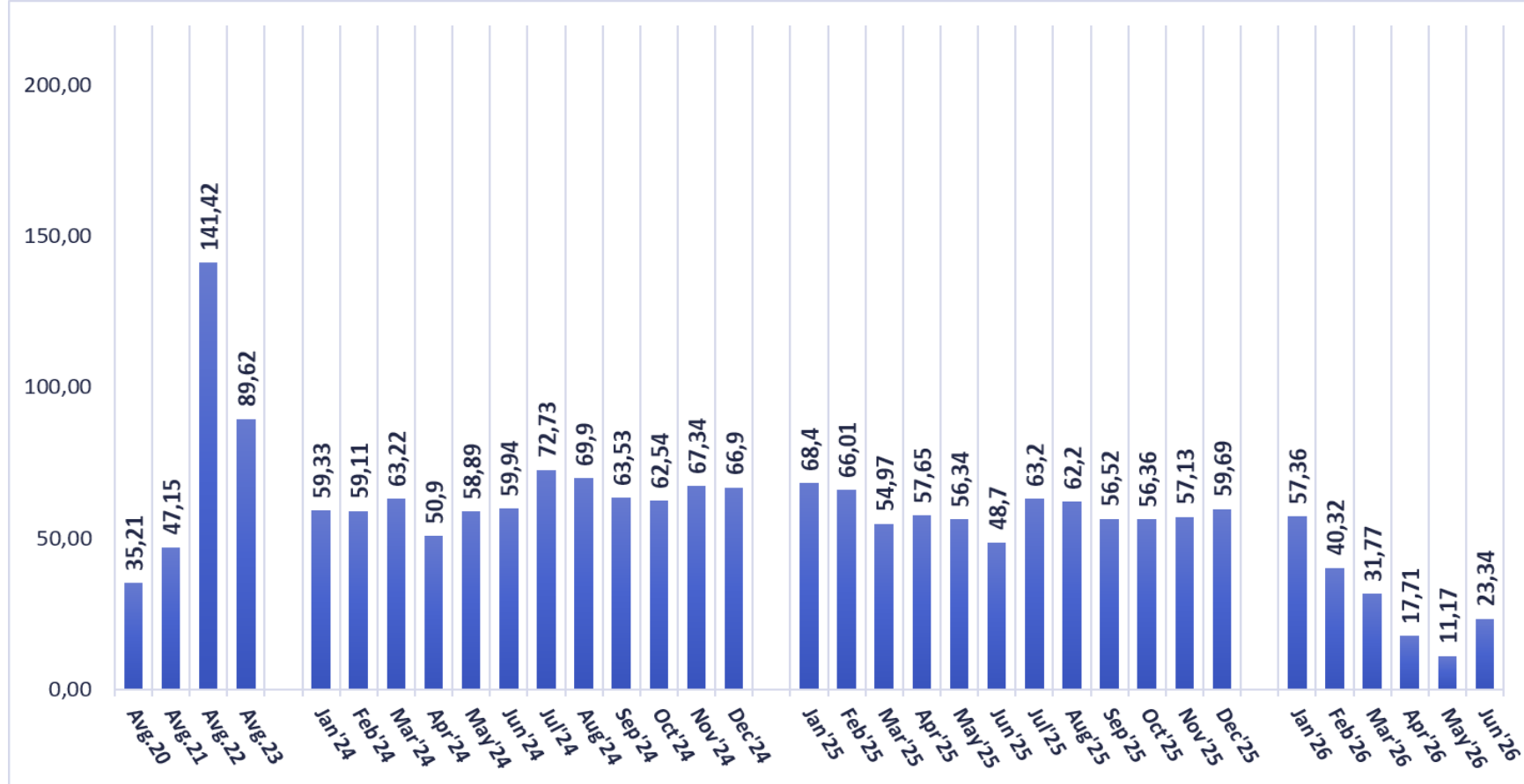
# EPIAŞ PTF & YEKDEM Ortalamaları / EPIAŞ Periodic Weighted Energy Averages

## EPIAŞ Kesinleşmiş Aylık Ağırlıklı Ortalama Piyasa Takas Fiyatı (TL/MWh) EPIAŞ Monthly Weighted Average Market Clearing Prices



# EPIAŞ PTF & YEKDEM Ortalamaları / EPIAŞ Periodic Weighted Energy Averages

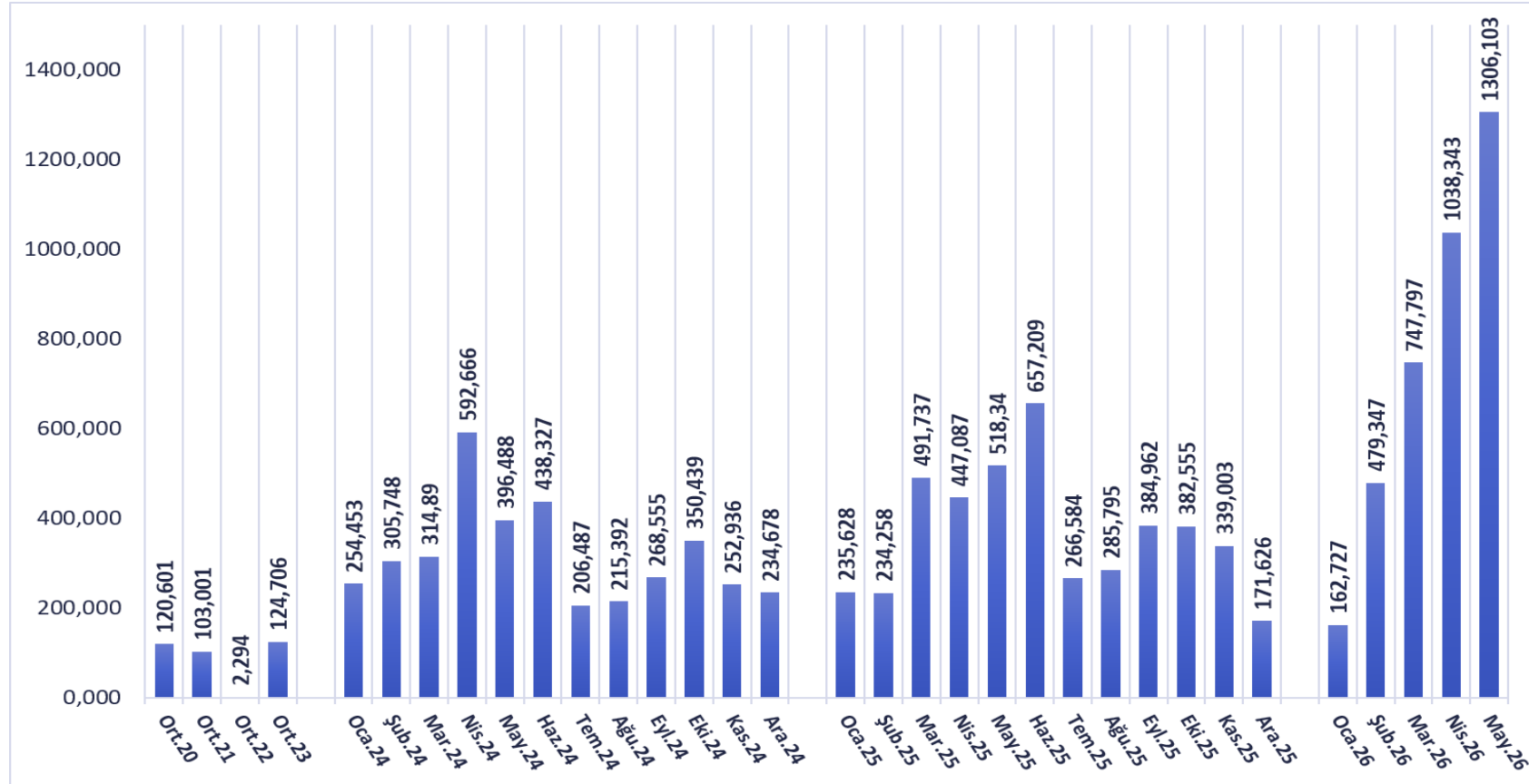
## EPIAŞ Kesinleşmiş Aylık Ağırlıklı Ortalama Piyasa Takas Fiyatı (€/MWh) EPIAŞ Monthly Weighted Average Market Clearing Prices



| TCMB Avg. | 2021  | 2022  | 2023  | 2024  | 2025  | Ocak<br>Jan'26 | Şubat<br>Feb'26 | Mart<br>Mar'26 | Nisan<br>Apr'26 | Mayıs<br>May'26 | Haziran<br>June'26 |
|-----------|-------|-------|-------|-------|-------|----------------|-----------------|----------------|-----------------|-----------------|--------------------|
| TL / \$   | 8,84  | 16,56 | 23,75 | 32,83 | 39,49 | 43,17          | 43,66           | 44,15          | 44,72           | 45,42           | 46,22              |
| TL / €    | 10,43 | 17,38 | 25,69 | 35,53 | 44,70 | 50,62          | 51,67           | 51,12          | 52,25           | 53,07           | 53,26              |

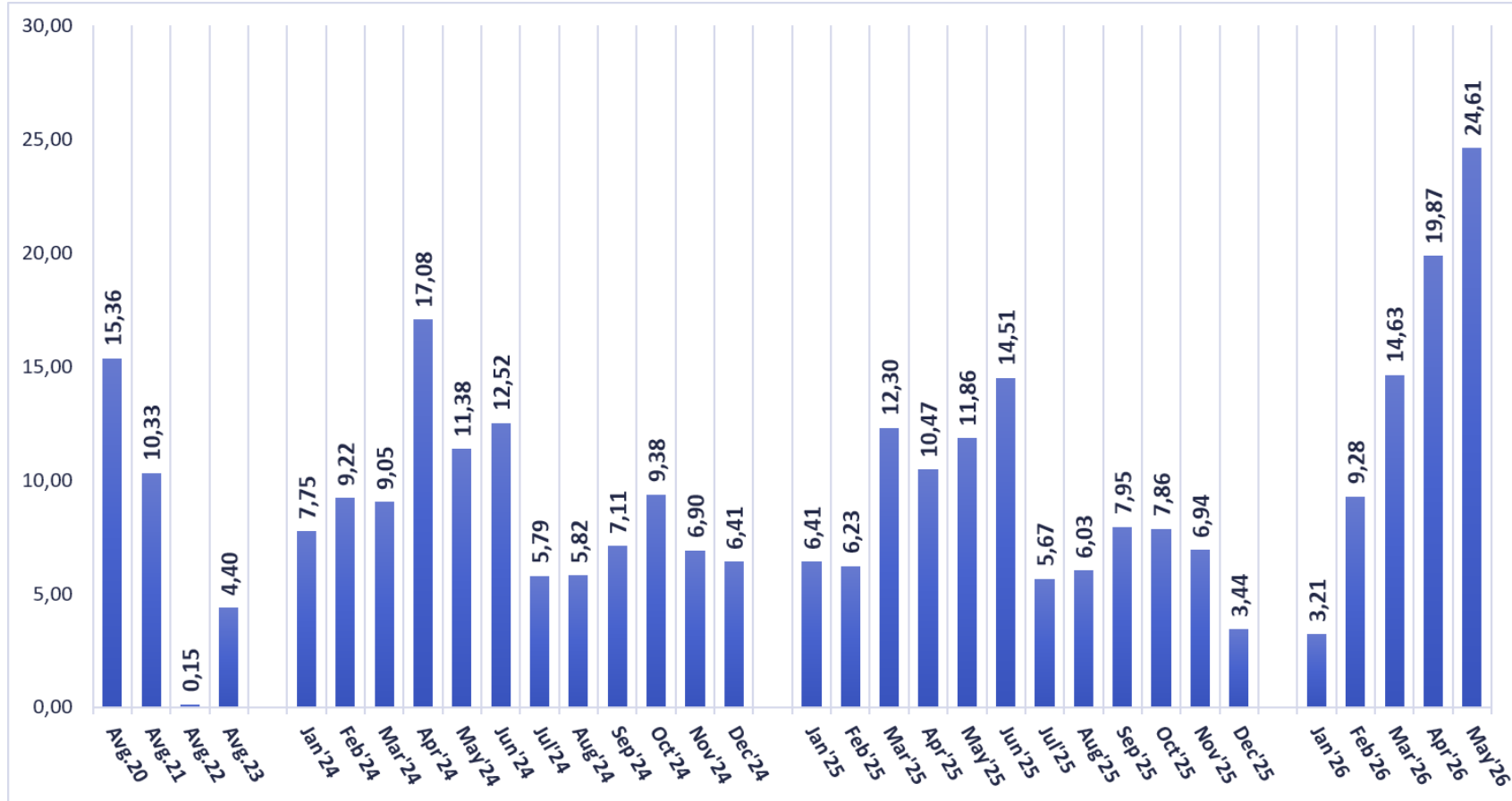


## EPIAŞ Serbest Tüketiciler İçin YEKDEM Birim Fiyat (TL/MWh) EPIAŞ Renewables Support Mechanism Unit Price for Free Consumers (TL/MWh)



# EPIAŞ PTF & YEKDEM Ortalamaları / EPIAŞ Periodic Weighted Energy Averages

## EPIAŞ Serbest Tüketiciler İçin YEKDEM Birim Fiyat (€/MWh) EPIAŞ Renewables Support Mechanism Unit Price for Free Consumers (€/MWh)

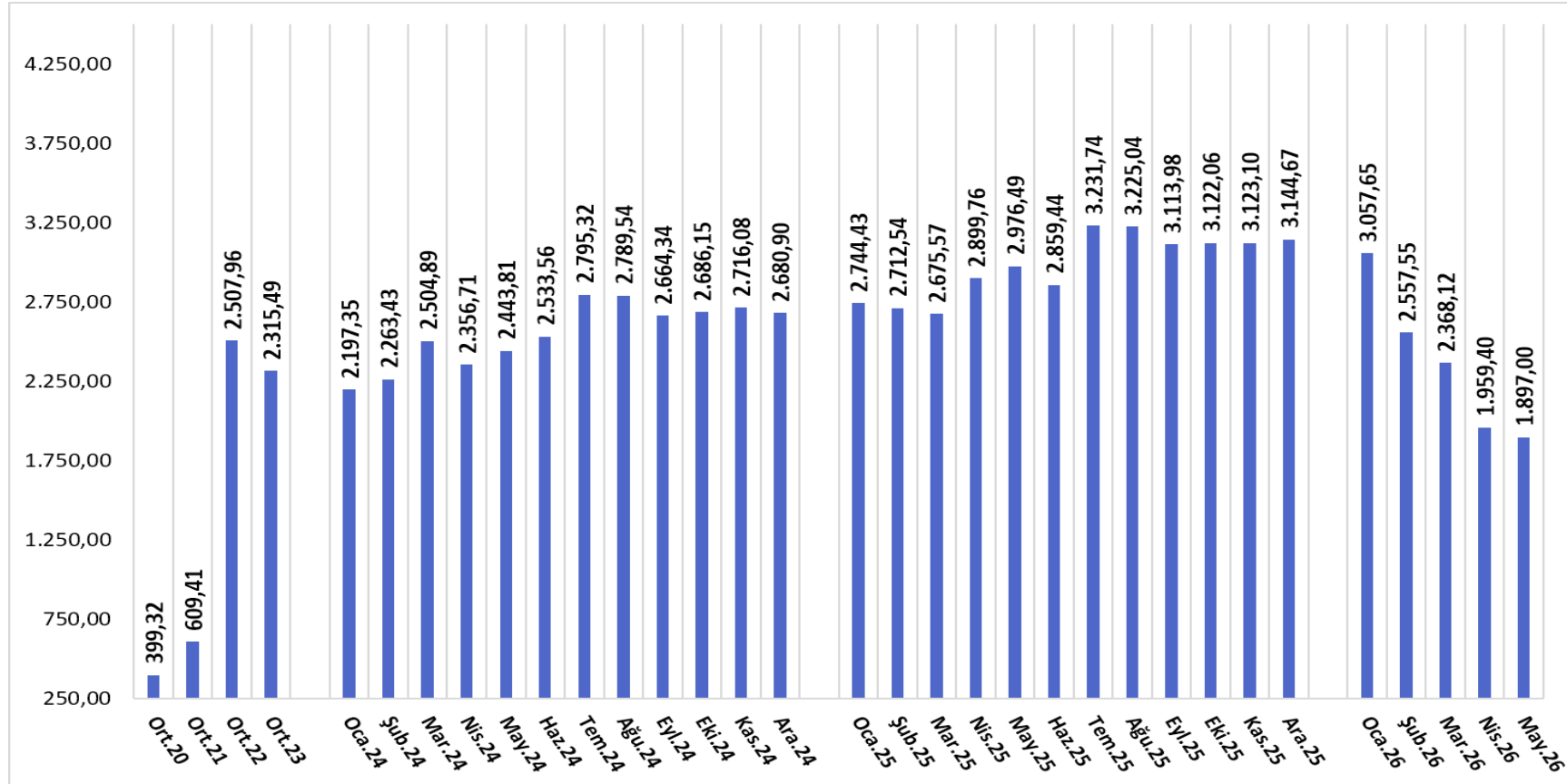


| TCMB Avg. | 2021  | 2022  | 2023  | 2024  | 2025  | Ocak<br>Jan'26 | Şubat<br>Feb'26 | Mart<br>Mar'26 | Nisan<br>Apr'26 | Mayıs<br>May'26 | Haziran<br>June'26 |
|-----------|-------|-------|-------|-------|-------|----------------|-----------------|----------------|-----------------|-----------------|--------------------|
| TL / \$   | 8,84  | 16,56 | 23,75 | 32,83 | 39,49 | 43,17          | 43,66           | 44,15          | 44,72           | 45,42           | 46,22              |
| TL / €    | 10,43 | 17,38 | 25,69 | 35,53 | 44,70 | 50,62          | 51,67           | 51,12          | 52,25           | 53,07           | 53,26              |



# EPIAŞ PTF & YEKDEM Ortalamaları / EPIAŞ Periodic Weighted Energy Averages

## EPIAŞ Kesinleşmiş Ortalama PTF & Gerçekleşen YEKDEM Toplamı (TL/MWh) EPIAŞ Realized Average Market Clearing Price + RE Support



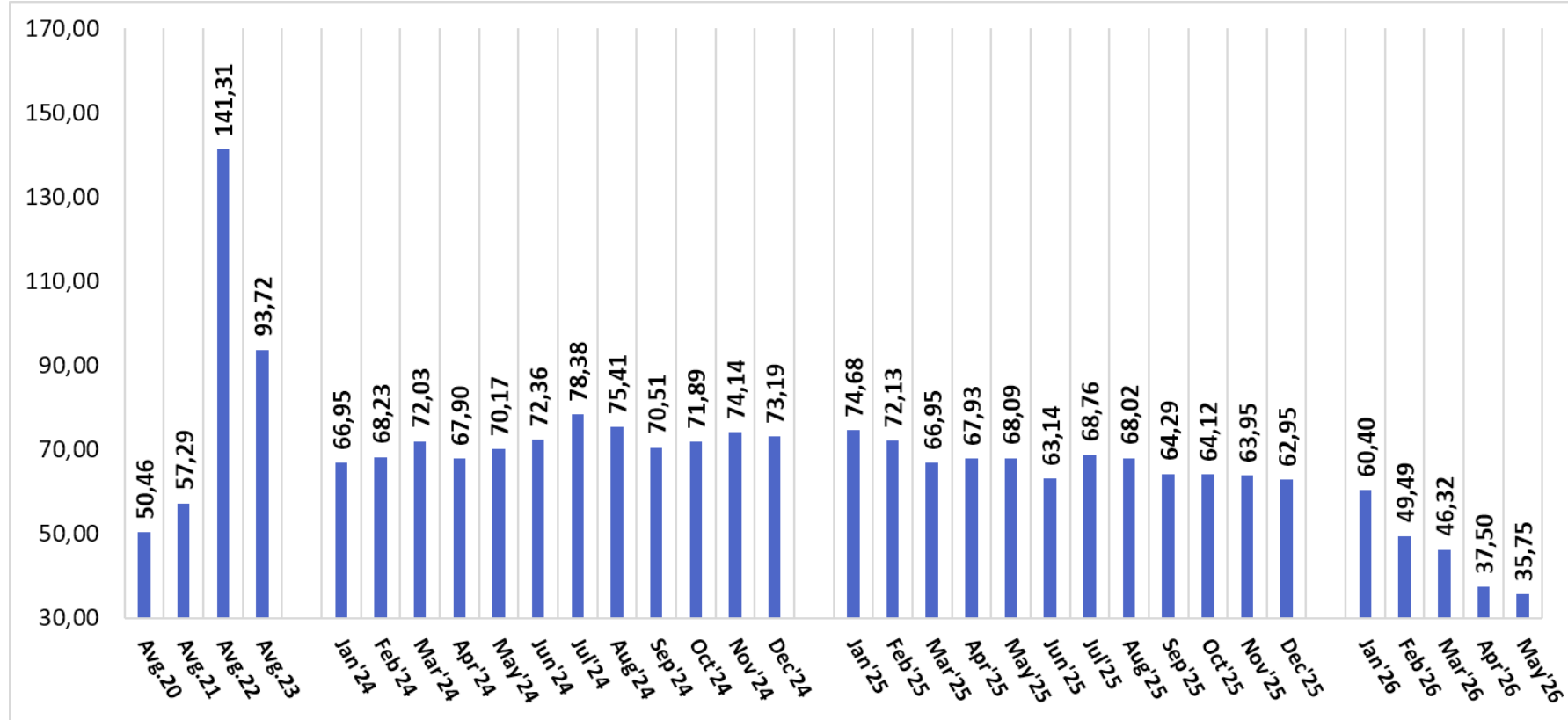
Serbest  
Tüketiciler

Free  
Consumers



# EPIAŞ PTF & YEKDEM Ortalamaları / EPIAŞ Periodic Weighted Energy Averages

## EPIAŞ Kesinleşmiş Ortalama PTF & Gerçekleşen YEKDEM Toplamı (€/MWh) EPIAŞ Realized Average Market Clearing Price + RE Support



| TCMB Avg. | 2021  | 2022  | 2023  | 2024  | 2025  | Ocak<br>Jan'26 | Şubat<br>Feb'26 | Mart<br>Mar'26 | Nisan<br>Apr'26 | Mayıs<br>May'26 | Haziran<br>June'26 |
|-----------|-------|-------|-------|-------|-------|----------------|-----------------|----------------|-----------------|-----------------|--------------------|
| TL / \$   | 8,84  | 16,56 | 23,75 | 32,83 | 39,49 | 43,17          | 43,66           | 44,15          | 44,72           | 45,42           | 46,22              |
| TL / €    | 10,43 | 17,38 | 25,69 | 35,53 | 44,70 | 50,62          | 51,67           | 51,12          | 52,25           | 53,07           | 53,26              |



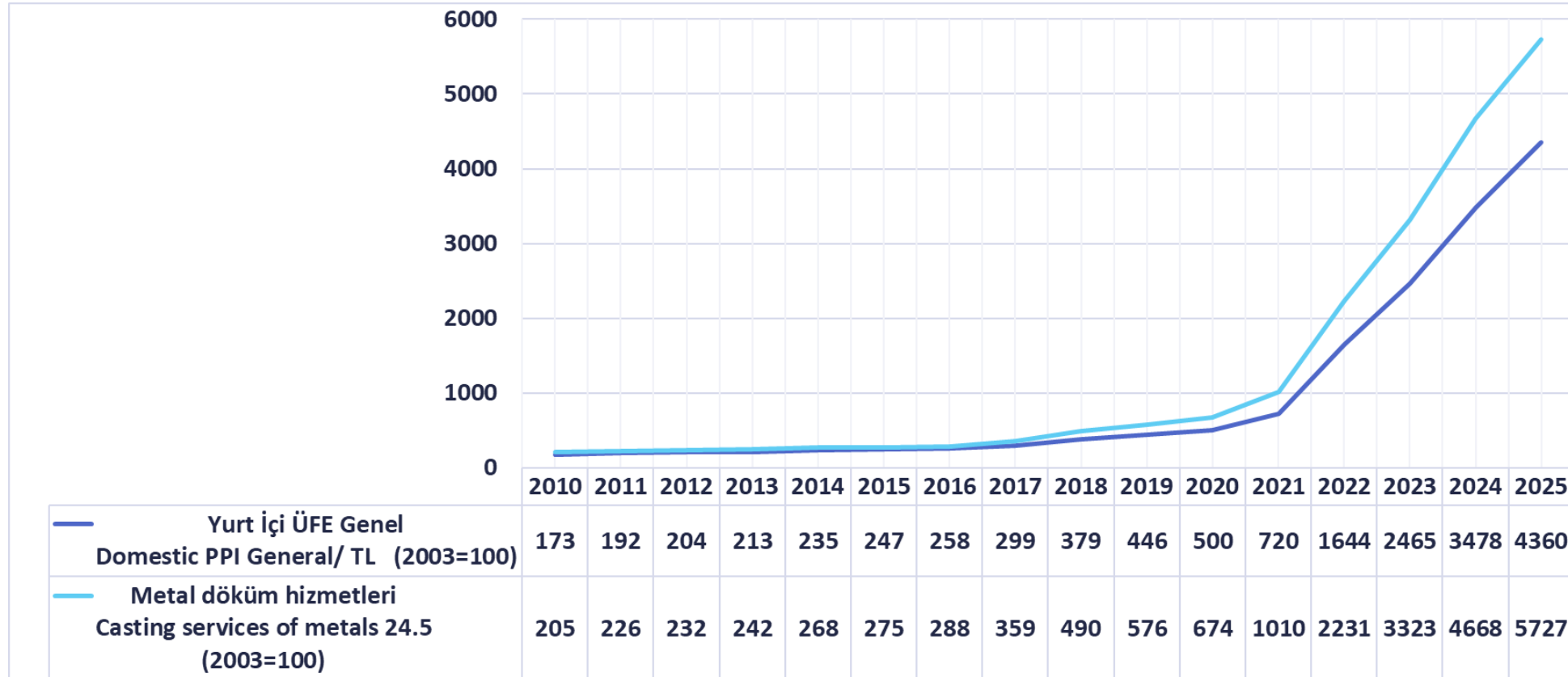
# TÜİK Yurt İçi Üretici Fiyat Endeksleri | TURKSTAT Domestic Producer Price Indexes

## TÜİK Aylık Yurt İçi Üretici Fiyat Endeksi TURKSTAT Monthly Domestic Producer Price Index (2003 =100)

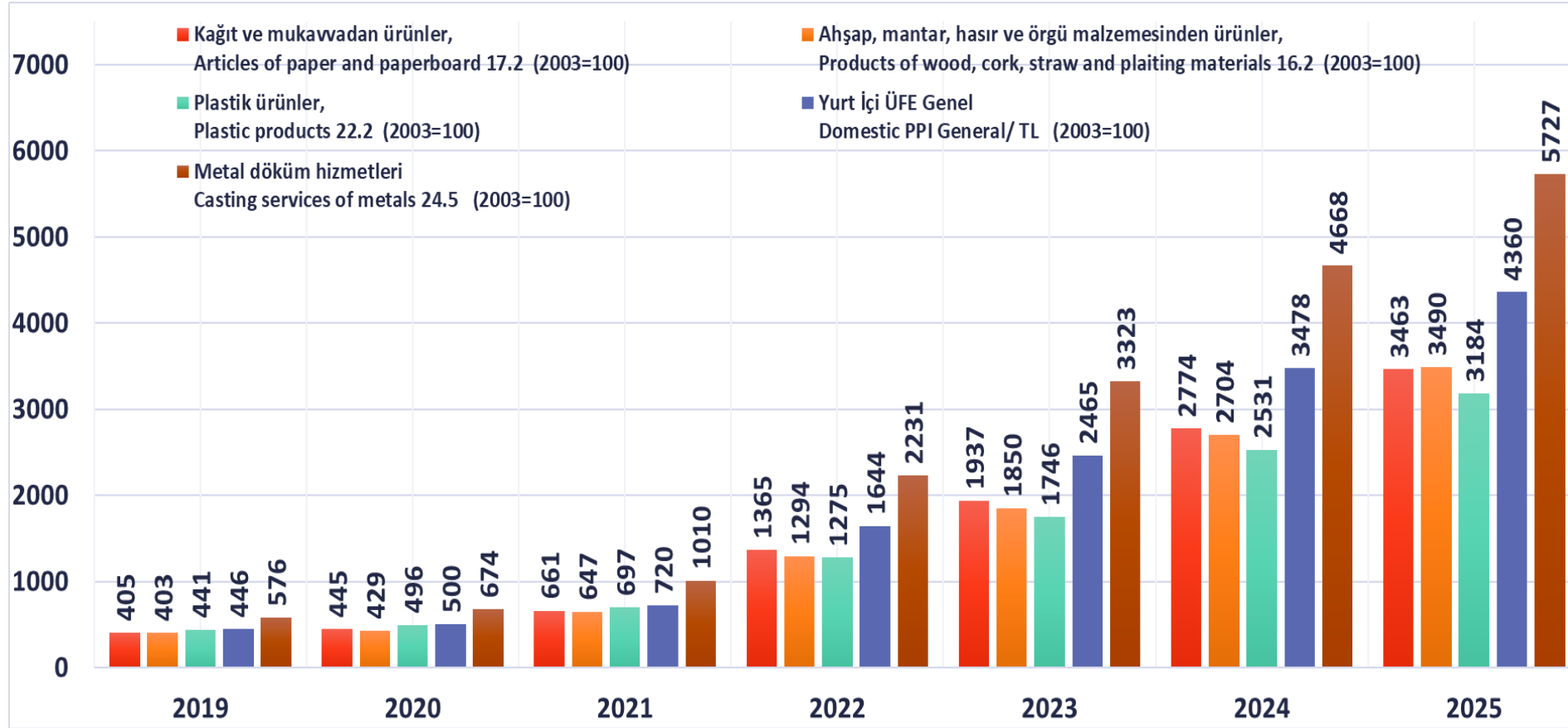


# TÜİK Yurt İçi Üretici Fiyat Endeksleri | TURKSTAT Domestic Producer Price Indexes

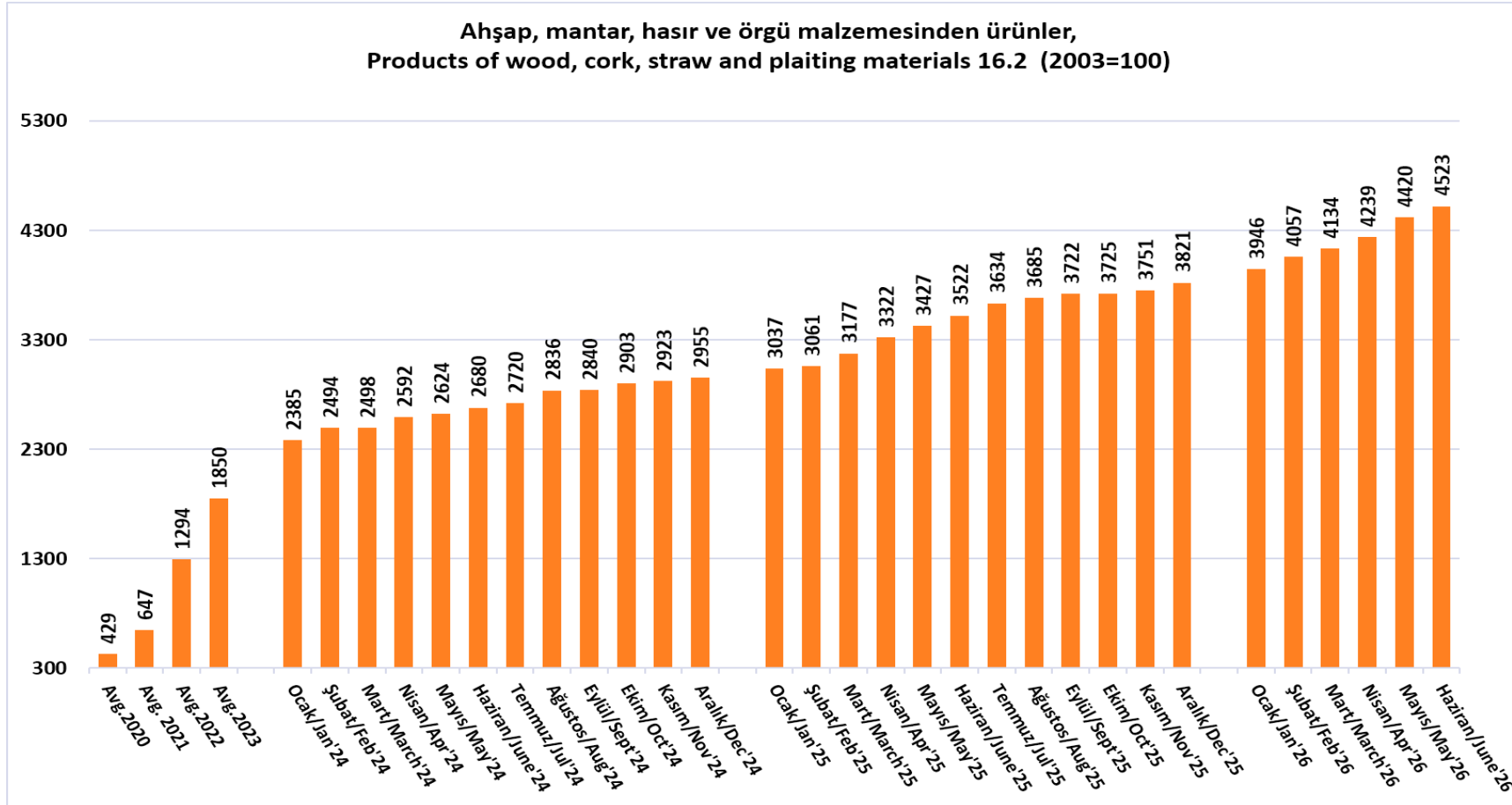
## TÜİK Yıllık Yurt İçi Üretici Fiyat Endeksi TURKSTAT Yearly Domestic Producer Price Index (2003 =100)



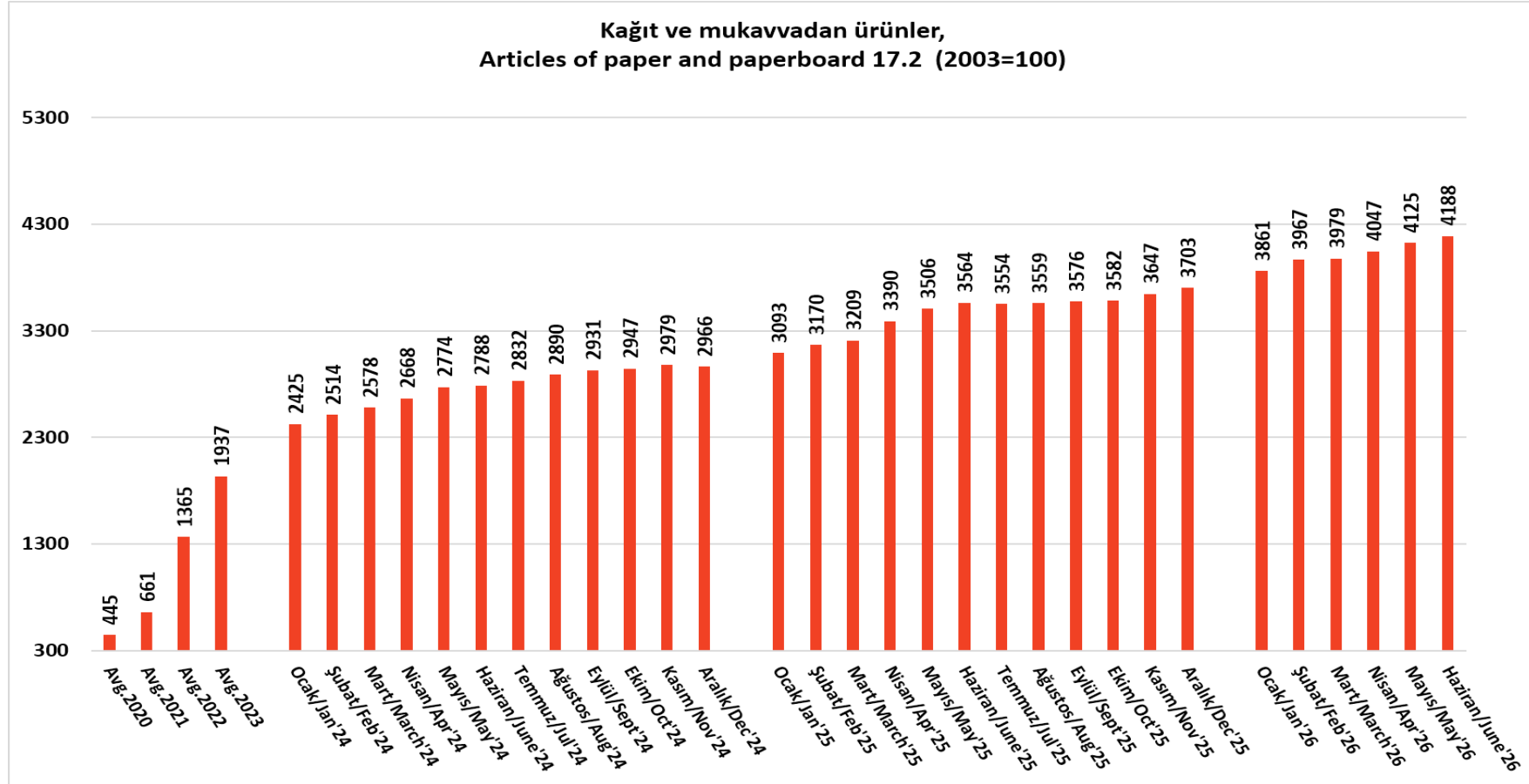
## TÜİK Yıllık Yurt İçi Üretici Fiyat Endeksi TURKSTAT Yearly Domestic Producer Price Index (2003 =100)



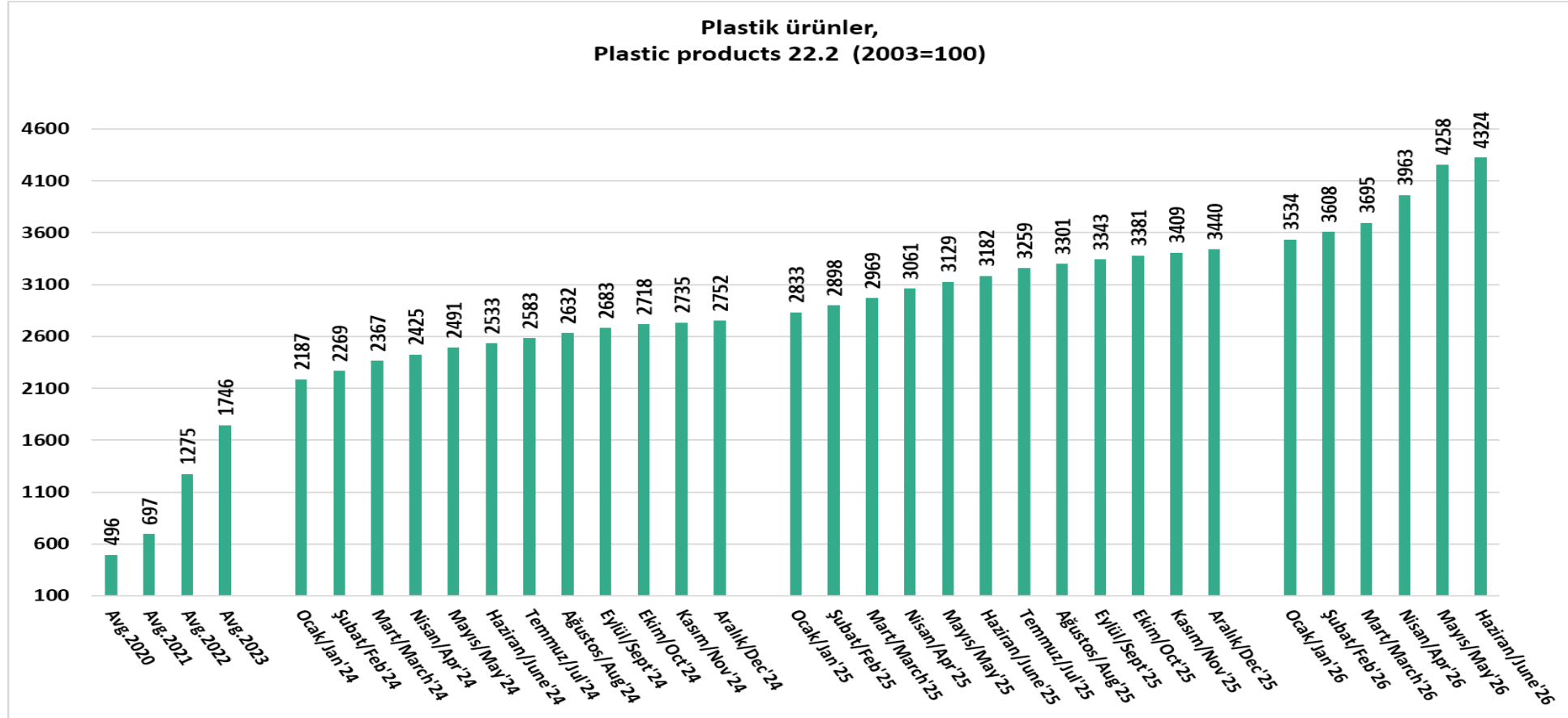
## TÜİK Yıllık Yurt İçi Üretici Fiyat Endeksi TURKSTAT Yearly Domestic Producer Price Index (2003 =100)



## TÜİK Yıllık Yurt İçi Üretici Fiyat Endeksi TURKSTAT Yearly Domestic Producer Price Index (2003 =100)



## TÜİK Yıllık Yurt İçi Üretici Fiyat Endeksi TURKSTAT Yearly Domestic Producer Price Index (2003 =100)



# TCMB Döviz Kurları | TCMB Exchange Rates

## TCMB Aylık Ortalama Satış Döviz Kurları (Dolar) Turkish Central Bank Monthly Average Selling Rate of Exchange (USD)

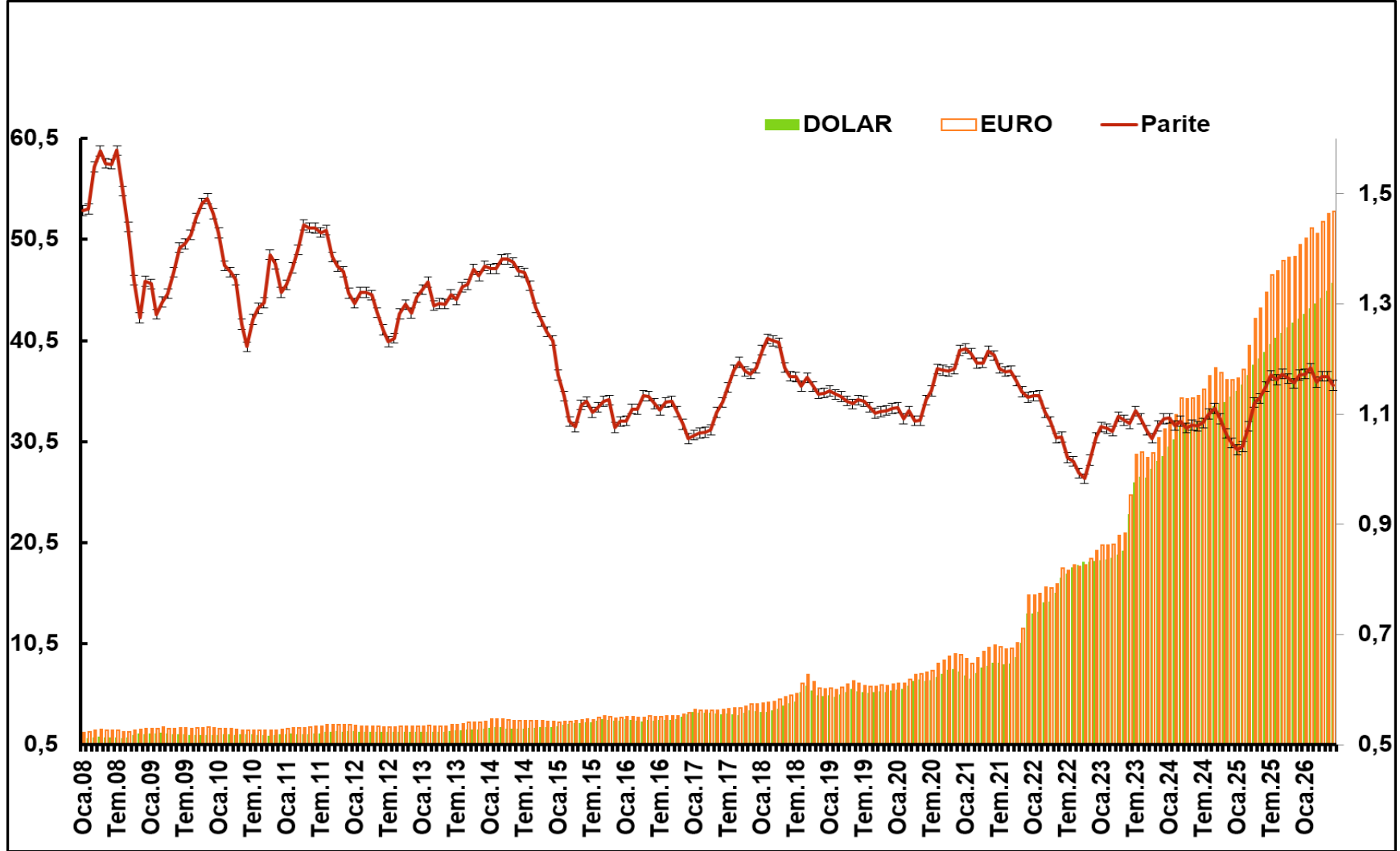
|            | 2010         | 2011         | 2012         | 2013         | 2014         | 2015         | 2016         | 2017         | 2018         | 2019         | 2020         | 2021         | 2022          | 2023          | 2024          | 2025          | 2026          |
|------------|--------------|--------------|--------------|--------------|--------------|--------------|--------------|--------------|--------------|--------------|--------------|--------------|---------------|---------------|---------------|---------------|---------------|
| Ocak       | 1,478        | 1,561        | 1,853        | 1,773        | 2,216        | 2,331        | 3,012        | 3,743        | 3,779        | 5,380        | 5,926        | 7,392        | 13,517        | 18,791        | 30,035        | 35,494        | 43,171        |
| Şubat      | 1,515        | 1,591        | 1,760        | 1,776        | 2,221        | 2,494        | 2,946        | 3,679        | 3,787        | 5,272        | 6,052        | 7,087        | 13,677        | 18,857        | 30,737        | 36,121        | 43,660        |
| Mart       | 1,536        | 1,583        | 1,787        | 1,810        | 2,222        | 2,587        | 2,897        | 3,676        | 3,884        | 5,451        | 6,322        | 7,628        | 14,597        | 18,998        | 31,982        | 37,086        | 44,150        |
| Nisan      | 1,495        | 1,523        | 1,788        | 1,800        | 2,131        | 2,653        | 2,840        | 3,656        | 4,061        | 5,755        | 6,836        | 8,163        | 14,706        | 19,338        | 32,290        | 38,086        | 44,723        |
| Mayıs      | 1,541        | 1,572        | 1,804        | 1,823        | 2,095        | 2,648        | 2,932        | 3,568        | 4,407        | 6,062        | 6,951        | 8,345        | 15,547        | 19,706        | 32,255        | 38,729        | 45,424        |
| Haziran    | 1,578        | 1,602        | 1,825        | 1,897        | 2,119        | 2,706        | 2,922        | 3,526        | 4,631        | 5,831        | 6,820        | 8,616        | 17,023        | 23,321        | 32,482        | 39,387        | 46,224        |
| Temmuz     | 1,544        | 1,654        | 1,814        | 1,934        | 2,119        | 2,694        | 2,953        | 3,563        | 4,759        | 5,680        | 6,864        | 8,613        | 17,405        | 26,450        | 32,897        | 40,164        |               |
| Ağustos    | 1,510        | 1,754        | 1,795        | 1,960        | 2,162        | 2,849        | 2,967        | 3,518        | 5,747        | 5,624        | 7,240        | 8,492        | 18,033        | 27,005        | 33,628        | 40,801        |               |
| Eylül      | 1,498        | 1,790        | 1,805        | 2,021        | 2,208        | 3,009        | 2,972        | 3,473        | 6,369        | 5,720        | 7,521        | 8,513        | 18,305        | 26,978        | 34,031        | 41,298        |               |
| Ekim       | 1,426        | 1,835        | 1,803        | 1,990        | 2,263        | 2,931        | 3,072        | 3,670        | 5,858        | 5,797        | 7,892        | 9,164        | 18,596        | 27,840        | 34,226        | 41,805        |               |
| Kasım      | 1,435        | 1,808        | 1,794        | 2,025        | 2,236        | 2,877        | 3,271        | 3,881        | 5,397        | 5,740        | 8,007        | 10,556       | 18,625        | 28,628        | 34,410        | 42,246        |               |
| Aralık     | 1,519        | 1,867        | 1,787        | 2,061        | 2,291        | 2,923        | 3,489        | 3,856        | 5,310        | 5,848        | 7,747        | 13,533       | 18,670        | 29,078        | 34,962        | 42,662        |               |
| <b>ORT</b> | <b>1,506</b> | <b>1,678</b> | <b>1,801</b> | <b>1,906</b> | <b>2,190</b> | <b>2,725</b> | <b>3,023</b> | <b>3,651</b> | <b>4,832</b> | <b>5,680</b> | <b>7,015</b> | <b>8,842</b> | <b>16,558</b> | <b>23,749</b> | <b>32,828</b> | <b>39,490</b> | <b>44,559</b> |

# TCMB Döviz Kurları | TCMB Exchange Rates

## TCMB Aylık Ortalama Satış Döviz Kurları (Euro) Turkish Central Bank Monthly Average Selling Rate of Exchange (EUR)

|            | 2010         | 2011         | 2012         | 2013         | 2014         | 2015         | 2016         | 2017         | 2018         | 2019         | 2020         | 2021          | 2022          | 2023          | 2024          | 2025          | 2026          |
|------------|--------------|--------------|--------------|--------------|--------------|--------------|--------------|--------------|--------------|--------------|--------------|---------------|---------------|---------------|---------------|---------------|---------------|
| Ocak       | 2,112        | 2,083        | 2,411        | 2,351        | 3,022        | 2,730        | 3,277        | 3,974        | 4,596        | 6,145        | 6,589        | 9,009         | 15,311        | 20,228        | 32,818        | 36,747        | 50,622        |
| Şubat      | 2,074        | 2,173        | 2,325        | 2,378        | 3,029        | 2,826        | 3,269        | 3,920        | 4,683        | 5,987        | 6,605        | 8,574         | 15,502        | 20,250        | 33,171        | 37,606        | 51,674        |
| Mart       | 2,086        | 2,212        | 2,360        | 2,348        | 2,944        | 2,811        | 3,212        | 3,923        | 4,789        | 6,171        | 6,990        | 9,095         | 16,096        | 20,309        | 34,776        | 39,963        | 51,123        |
| Nisan      | 2,009        | 2,198        | 2,353        | 2,340        | 2,944        | 2,857        | 3,219        | 3,917        | 4,993        | 6,467        | 7,436        | 9,737         | 15,982        | 21,185        | 34,709        | 42,689        | 52,250        |
| Mayıs      | 1,946        | 2,261        | 2,317        | 2,369        | 2,881        | 2,957        | 3,321        | 3,936        | 5,218        | 6,781        | 7,564        | 10,134        | 16,424        | 21,457        | 34,829        | 43,715        | 53,067        |
| Haziran    | 1,928        | 2,304        | 2,287        | 2,499        | 2,881        | 3,039        | 3,269        | 3,954        | 5,412        | 6,563        | 7,677        | 10,393        | 18,018        | 25,244        | 35,015        | 45,284        | 53,258        |
| Temmuz     | 1,964        | 2,363        | 2,234        | 2,530        | 2,875        | 2,972        | 3,271        | 4,094        | 5,556        | 6,378        | 7,839        | 10,188        | 17,768        | 29,239        | 35,662        | 46,999        |               |
| Ağustos    | 1,951        | 2,515        | 2,221        | 2,608        | 2,881        | 3,169        | 3,327        | 4,149        | 6,612        | 6,258        | 8,558        | 9,997         | 18,293        | 29,479        | 36,989        | 47,415        |               |
| Eylül      | 1,951        | 2,480        | 2,314        | 2,699        | 2,854        | 3,380        | 3,338        | 4,146        | 7,428        | 6,302        | 8,871        | 10,032        | 18,176        | 28,878        | 37,788        | 48,440        |               |
| Ekim       | 1,980        | 2,511        | 2,341        | 2,711        | 2,871        | 3,299        | 3,393        | 4,322        | 6,736        | 6,402        | 9,295        | 10,630        | 18,279        | 29,396        | 37,365        | 48,694        |               |
| Kasım      | 1,969        | 2,456        | 2,302        | 2,735        | 2,793        | 3,095        | 3,538        | 4,551        | 6,135        | 6,352        | 9,465        | 12,041        | 18,933        | 30,877        | 36,634        | 48,840        |               |
| Aralık     | 2,006        | 2,463        | 2,345        | 2,821        | 2,830        | 3,175        | 3,683        | 4,565        | 6,043        | 6,492        | 9,417        | 15,301        | 19,734        | 31,747        | 36,627        | 49,954        |               |
| <b>ORT</b> | <b>1,998</b> | <b>2,335</b> | <b>2,317</b> | <b>2,532</b> | <b>2,900</b> | <b>3,026</b> | <b>3,343</b> | <b>4,121</b> | <b>5,683</b> | <b>6,358</b> | <b>8,025</b> | <b>10,428</b> | <b>17,376</b> | <b>25,691</b> | <b>35,532</b> | <b>44,696</b> | <b>51,999</b> |

# TCMB Döviz Kurları | TCMB Exchange Rates





**TÜRKİYE DÖKÜM  
SANAYİCİLERİ  
DERNEĞİ**  
THE TURKISH FOUNDRY  
ASSOCIATION



# HAZİRAN AYI PİYASA GÖSTERGELERİ

## MARKET INDICATORS – JUNE

06.07.2026

-  /Turkish Foundry Association
-  /Tüdöksad @TurkDokum
-  /Tüdöksad - Türkiye Döküm Sanayicileri Derneği
-  /tudoksad1976
-  /Türkiye Döküm Sanayicileri Derneği

[akademi.tudoksad.org.tr](http://akademi.tudoksad.org.tr)  
[www.dokumhane.net](http://www.dokumhane.net)



The World  
Foundry  
Organization

