



**19-21 September / Eylül 2024**

Istanbul Expo Center, **Istanbul - Türkiye**

# **12. Uluslararası Döküm Kongresi** **12<sup>th</sup> International Foundry Congress**



*«Düşük Basıncılı Reçine Kumda Dökülmüş A201 Alaşımının Isıl İşlemi ve Mikroyapı Karakterizasyonu»*

*«Heat Treatment and Microstructure Characterization of Low Pressure Resin Sand Cast A201 Alloy»*

*Yunus Emre Dağistanlı & Abay Tekkol & Alihan Özseri & Prof. Dr. Ali Kalkanlı  
(ODTÜ & Altun Döküm)*

## **7.Oturum / 7th Session**

*Oturum Başkanı / Session Chairman: Erkin KOÇ  
(Ay Döküm)*



# Outline

- Introduction
- Objective
- Experimental Parameters
- Procedure
- Results
- Conclusion
- Recommendations



# Introduction

- Low density and high strength engine block materials
- A201

Elements	Si	Fe	Cu	Mn	Mg	Ag	Al
Composition(% wt.)	0.72	0.033	4.80	0.29	0.28	0.46	Bal.

- Low-pressure die casting used
  - To decrease porosity
  - To prevent bifilm formation
- Incipient melting to be avoided



# Objective

- The aim of this work is to investigate the effect of solidification parameters, alloying elements and heat treatment conditions to achieve sound and defect free cast components,
- To reveal the benefit of multiple T6 heat treatments to achieve higher strength values,
- To optimize heat treatment conditions to modify intermetallic morphology to improve mechanical properties.



# Experimental Parameters

- Effect of alloying elements: By addition of Ag to improve high temperature performance.
- Effect of heat treatment cycle: By changing temperature and time of solutionizing and aging steps.
- Effect of number of T6 heat treatment cycle: By applying one time, two times, three times.



# Procedure

Elements	A-201+	A-201	Literature
Al%	90,6	92,4	Bal.
Si%	0,449	0,0081	0,05-0,72
Fe%	0,0864	0,0831	<0,15
Cu%	6,55	6,21	4,5-4,97
Mn%	0,642	0,203	<0,35
Mg%	0,575	0,149	0,24-0,55
Ag%	1,1	0,701	0,46-0,63
Ti%	0,288	0,184	0,20-0,25

Casting parameters;

Mold Temp: 110°C-120°C

Casting Temp: 730°C-750°C

Pressure: 350-400 mbar



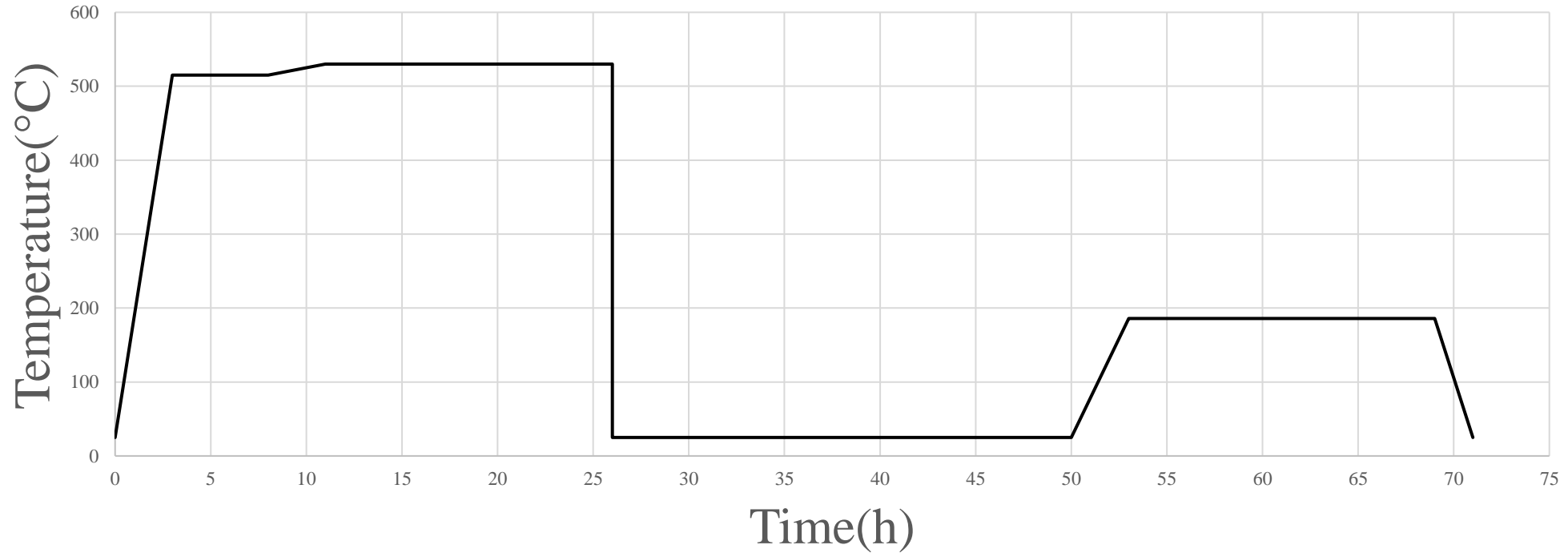
# Procedure

- The first T6 heat treatment (here-after T6(serie-1));
- 5 hours at 515°C to prevent incipient melting
- 15 hours at 530°C for solutionizing
- Water quench
- 24 hours rest at room temperature
- 16 hours aging at 186°C for precipitation hardening



# Procedure

Temperature versus Time Graph of T6(serie-1)



**Heat Treatment and Microstructure Characterization of Low Pressure Resin Sand Cast A201 Alloy**  
**Abay Tekkol, Yunus Emre Dağistanlı, Prof. Dr. Ali Kalkanlı**



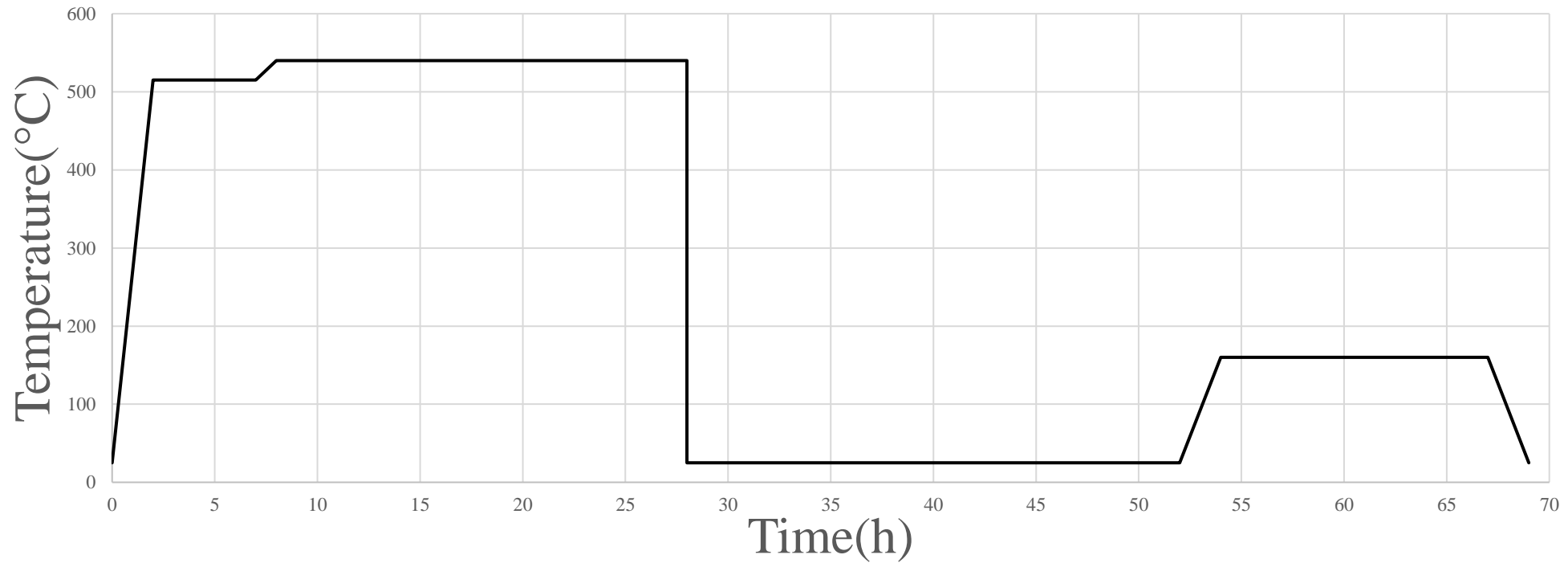
# Procedure

- The second T6 heat treatment(here-after T6(serie-2));
- 5 hours at 515°C to prevent incipient melting
- 20 hours at 540°C for solutionizing
- Water quench
- 24 hours rest at room temperature
- 13 hours aging at 160°C for precipitation hardening



# Procedure

Temperature versus Time Graph of T6(serie-2)



**Heat Treatment and Microstructure Characterization of Low Pressure Resin Sand Cast A201 Alloy**  
Abay Tekkol, Yunus Emre Dağistanlı, Prof. Dr. Ali Kalkanlı

# Procedure

- Tensile test
- Hardness test
- Optical analysis
- SEM analysis



# Results

	A201	A201+
UTS(MPa)	280	312
Hardness(MPa)	110	128

- As a result of the increase in alloying elements, the amount of second phase particles increased.

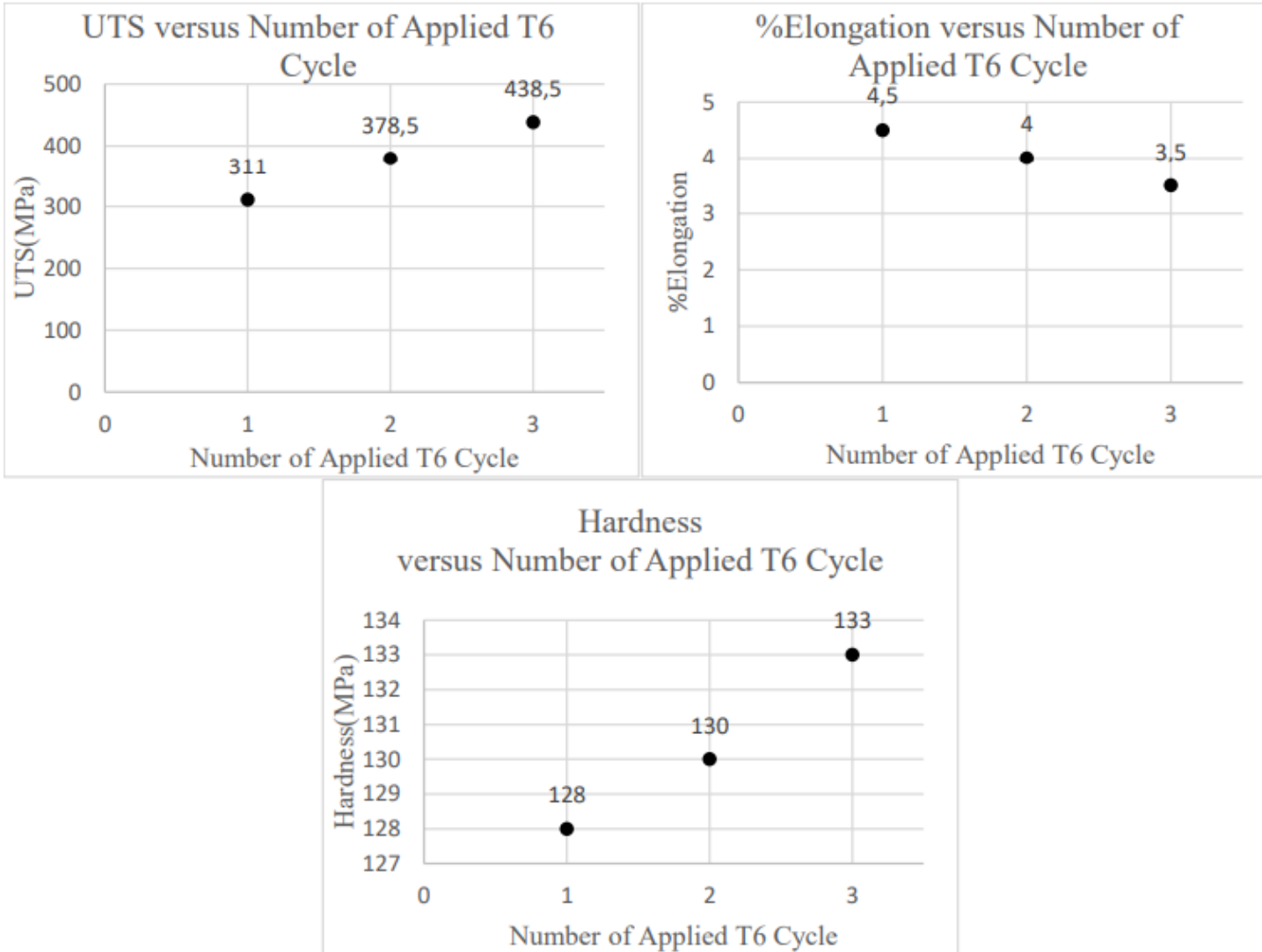


# Results

	<b>T6(serie-1)</b>	<b>T6(serie-2)</b>
<b>UTS(MPa)</b>	312	270
<b>Hardness(MPa)</b>	128	125

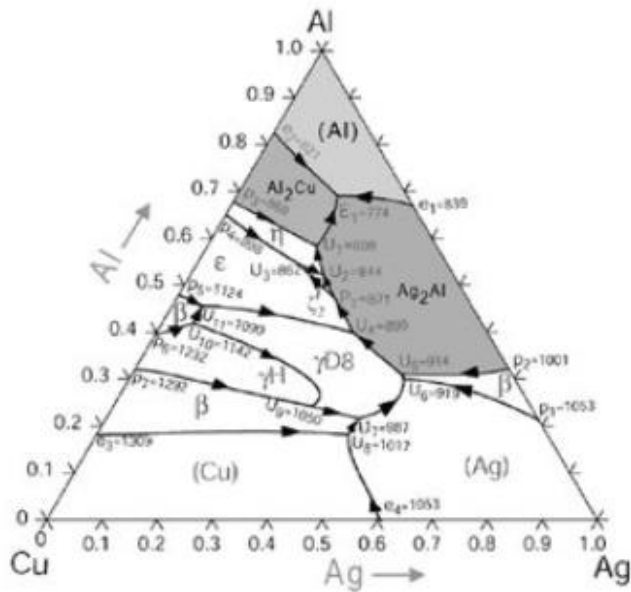
- Low solutionizing temperature caused less grain growth, high aging temperature caused more second phase particle formation.





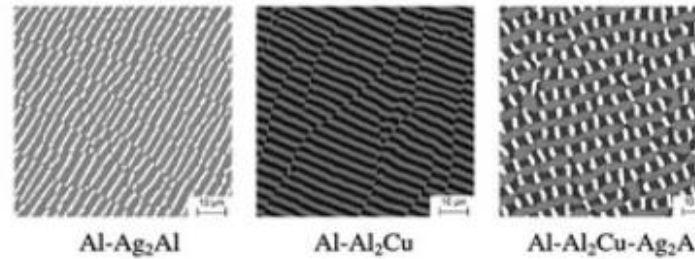
- As the amount of T6 applied increased, the amount of second phase particles increased.
- Some stable primary phases are not dissolved and some intermetallics may precipitate after the second or third T6 heat treatment.



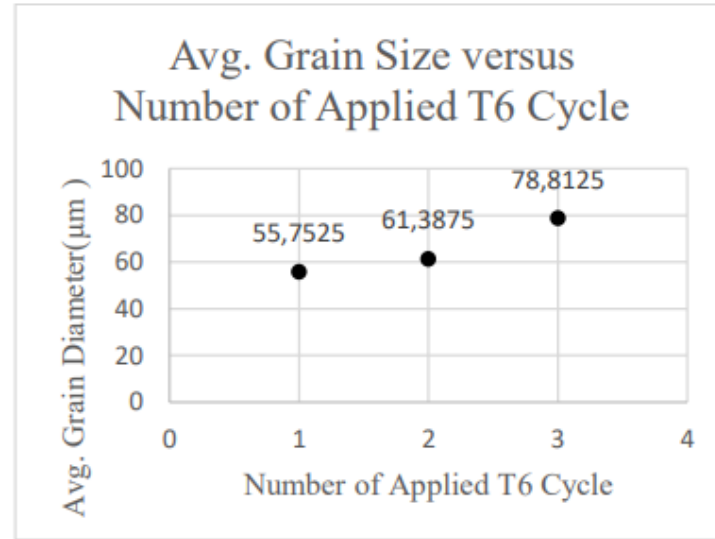
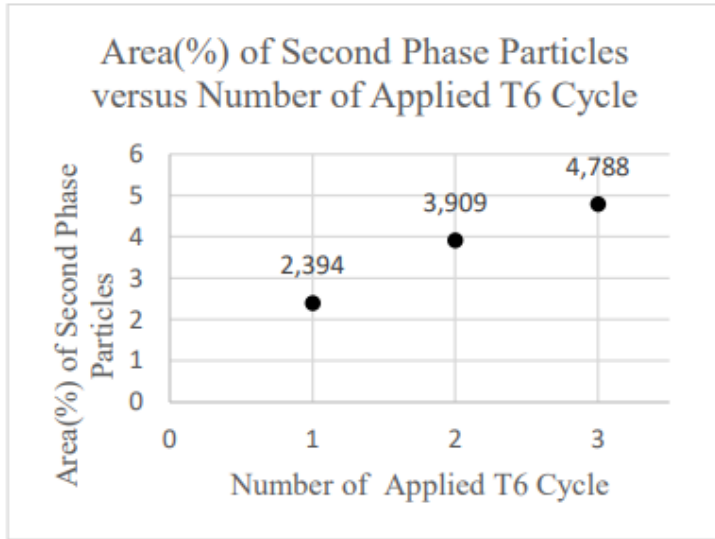


(Hecht et al., 2014)


Nonvariant eutectic reactions	Eutectic point °C, at.%	
Liq. → Al+Al <sub>2</sub> Cu	548.2	17.7 Cu
Liq. → Al+Ag <sub>2</sub> Al	566.0	33.0 Ag
Liq. → Al+Al <sub>2</sub> Cu+Ag <sub>2</sub> Al	501.0	12.4 Cu 18.6 Ag




Reaction No.	Reactions	Suggested Temperature, °C
1	Development of a dendritic network	651 - 649
2	Liq. - Al + Al <sub>6</sub> (MnFeCu)	649
3	Liq. + Al <sub>6</sub> (MnFeCu) - Al + Al <sub>20</sub> Mn <sub>3</sub> Cu <sub>2</sub>	616
4	Liq. - Al + Al <sub>2</sub> Cu + Al <sub>20</sub> Mn <sub>3</sub> Cu <sub>2</sub> + Al <sub>7</sub> FeCu <sub>2</sub>	537
5	Liq. - Al + Al <sub>2</sub> Cu + Al <sub>2</sub> MgCu + Mg <sub>2</sub> Si	500



- Since the growth is thermally activated process, after each T6 cycle grain diameter was observed to be increased.



(1x)




(2x)



(3x)



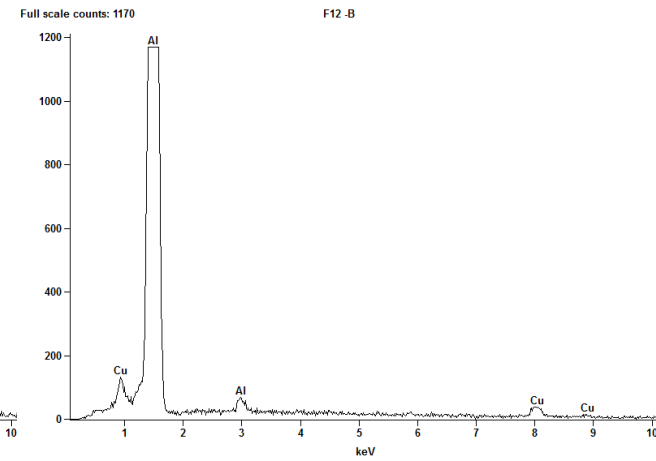
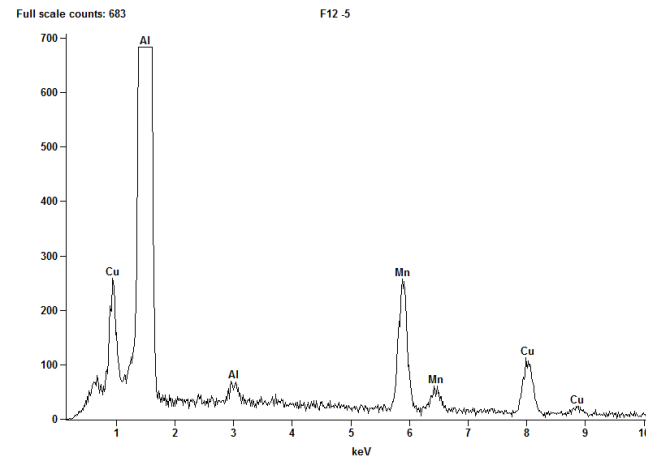
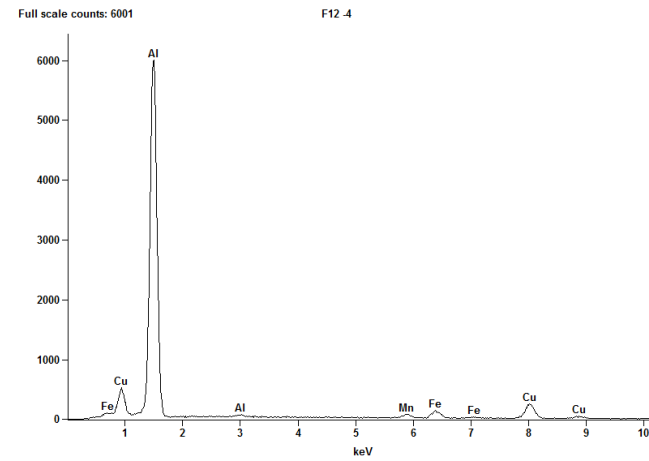
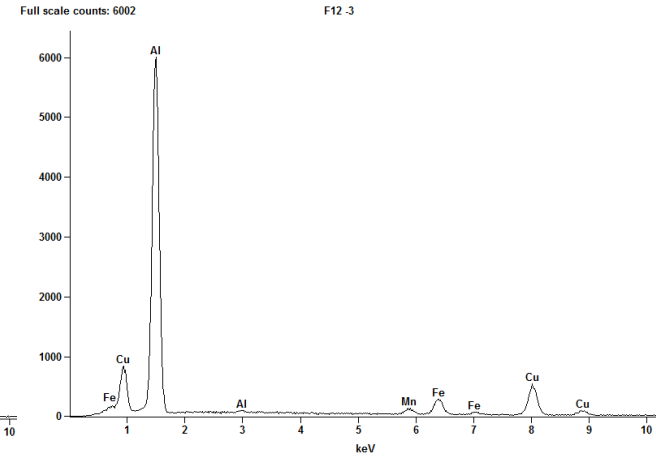
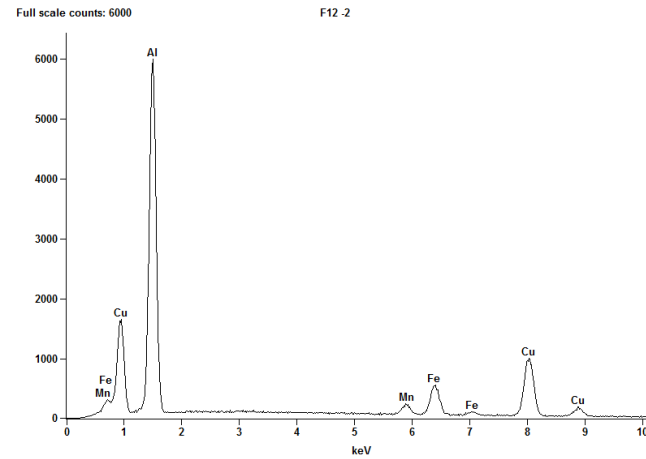
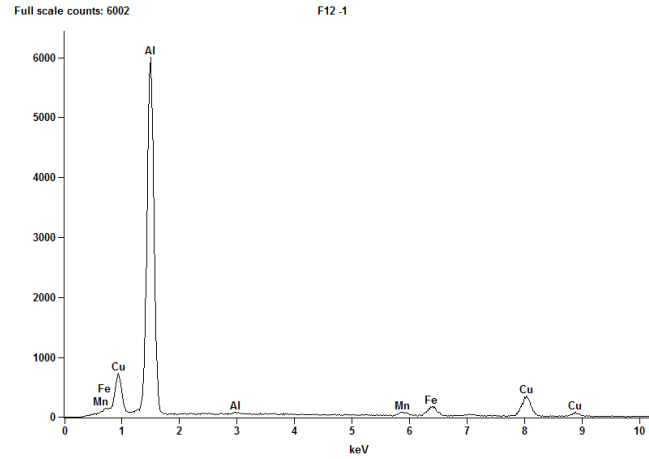




- These primary phases' morphologies are not rounded or spherical but rod-like and stress raising nature.

	1	2	3	4	5	B
Al	-	-	-	-	-	95,37
Mn	5,32	6,47	6,44	7,29	51,97	-
Cu	77,34	17,94	19,45	74,28	48,03	4,63
Fe	17,34	75,59	74,1	18,43	-	-





**Heat Treatment and Microstructure Characterization of Low Pressure Resin Sand Cast A201 Alloy**  
**Abay Tekkol, Yunus Emre Dağistanlı, Prof. Dr. Ali Kalkanlı**

# Conclusion

1. Tensile strength increased from 280MPa to 312MPa with increase in Ag and Ti content.
2. Tensile strength increased from 312MPa to 432MPa after third times T6 heat treatment.
3. The volume fraction of second phase precipitates were found to increase from 2.394% to 4.788% after three times of T6 heat treatment.
4. The sharp morphology of iron containing intermetallics became more rounded with three times of T6 heat treatment.



# Recommendations

- To achieve higher %elongation such as 7-15% with higher tensile strength values of 380-420MPa is to be investigated in the future to reveal the effect of morphological modification of intermetallics by heat treatments
- Iron content is critical and more experiments must be carried out with the lowest iron content.
- Various section thicknesses and cooling rates must be studied to include primary solidification parameters.



**THANK YOU ALL FOR LISTENING!**

**Thanks to Altun Döküm and Kenan Polat for Their Support**



**Heat Treatment and Microstructure Characterization of Low Pressure Resin Sand Cast A201 Alloy  
Abay Tekkol, Yunus Emre Dağistanlı, Prof. Dr. Ali Kalkanlı**